

# Zbornik radova Proceedings



**8. Međunarodna konferencija  
o obnovljivim izvorima električne energije**  
Beograd, 16. oktobar 2020

**8<sup>th</sup> International Conference  
on Renewable Electrical Power Sources**  
Belgrade, October 16, 2020

# ZBORNİK RADOVA

## Proceedings

---

**pisanih za 8. Međunarodnu konferenciju o  
obnovljivim izvorima električne energije**

**8<sup>th</sup> International Conference on Renewable  
Electrical Power Sources**

CIP - Каталогизacija y publikaciji - Narodna biblioteka Srbije, Beograd

502.171:620.9(082)(0.034.2)

MEĐUNARODNA konferencija o obnovljivim izvorima električne energije (8 ; 2020 ; Beograd)

Zbornik radova [Elektronski izvor] / 8. Međunarodna konferencija o obnovljivim izvorima električne energije, Beograd, 16. oktobar 2020 ; [urednik Zoran Stević] = Proceedings / 8th International Conference on Renewable Electrical Power Sources, Belgrade, October 16, 2020 ; [editor Zoran Stević]. - Beograd : Savez mašinskih i elektrotehničkih inženjera i tehničara Srbije - SMEITS, 2020 (Beograd : Paragon). - 1 elektronski optički disk (CD-ROM) ; 12 cm

Sistemska zahteva: Nisu navedeni. - Nasl. sa naslovne strane dokumenta. - Tiraž 150. - Abstrakti. - Bibliografija uz svaki rad.

ISBN 978-86-85535-06-2

a) Энергетски извори - Одрживи развој - Зборници

COBISS.SR-ID 25077513



2020

**ZBORNİK RADOVA  
pisanih za 8. Međunarodnu konferenciju o  
obnovljivim izvorima  
električne energije**

Hotel „Zepter“, Beograd  
16. oktobar 2020.

**Izdavač**

Savez mašinskih i  
elektrotehničkih inženjera  
i tehničara Srbije (SMEITS)  
Društvo za obnovljive izvore  
električne energije  
Kneza Miloša 7a/II,  
11000 Beograd

**Predsednik Društva za  
obnovljive izvore  
električne energije  
pri SMEITS-u**

Dr Zoran Nikolić, dipl. inž.

**Urednik**

Prof. dr Zoran Stević

**Za izdavača**

Vladan Galebović

**PROCEEDINGS**

**8<sup>th</sup> International Conference  
on Renewable Electrical  
Power Sources**

Hotel „Zepter“, Belgrade  
October 16, 2020

**Publisher**

Union of Mechanical and  
Electrotechnical Engineers and Technicians of  
Serbia (SMEITS)  
Society for Renewable Electrical  
Power Sources  
Kneza Miloša str. 7a/II,  
11000 Beograd

**President to the Society  
for Renewable Electrical  
Power Sources  
within the SMEITS**

Zoran Nikolić, Ph. D.

**Editor**

Prof Zoran Stević, Ph. D.

**For Publisher**

Vladan Galebović

**Tiraž**

150 primeraka

**CD umnožava**

Paragon, Beograd

**ISBN**

**978-86-85535-06-2**

**Organizator  
Organizer**

Savez mašinskih i elektrotehničkih  
inženjera i tehničara Srbije (SMEITS),  
**Društvo za obnovljive izvore  
električne energije**

Union of Mechanical and Electrotechnical  
Engineers and Technicians of Serbia (SMEITS),  
**Society for Renewable Electrical  
Power Sources**

Kneza Miloša 7a/II, 11000 Beograd

Tel. +381 (0) 11 3230-041, +381 (0) 11 3031-696, tel./faks +381 (0) 11 3231-372  
office@smeits.rs • www.smeits.rs

## 5. Energetska efikasnost

25. **ENERGETSKA EFIKASNOST U SEKTORU JAVNIH ZGRADA  
NA TERITORIJI GRADA KRAGUJEVCA – STUDIJA SLUČAJA  
OŠ „MILUTIN I DRAGINJA TODOROVIĆ“**  
ENERGY EFFICIENCY IN THE PUBLIC BUILDINGS SECTOR  
IN THE TERRITORY OF THE CITY OF KRAGUJEVAC – CASE STUDY OF  
“MILUTIN AND DRAGINJA TODOROVIĆ” ELEMENTARY SCHOOL  
Ana RADOJEVIĆ, Aleksandar NEŠOVIĆ,  
Jasmina SKERLIĆ, Dušan GORDIĆ, Danijela NIKOLIĆ . . . . . 189
26. **SIMULACIJA INVERTORA ZA INDUKCIONO GREJANJE**  
SIMULATION OF INVERTERS FOR INDUCTION HEATING  
Biljana BAKOVIĆ, Zoran STEVIĆ. . . . . 199
27. **PRIMENA SUPERKONDENZATORA U ELEKTRIČNIM VOZILIMA**  
APPLICATION OF SUPERCAPACITORS IN ELECTRIC VEHICLES  
Zoran STEVIĆ, Ilija RADOVANOVIĆ, Miša STEVIĆ . . . . . 207
28. **ENERGETSKI EFIKASAN SISTEM ZA STERILIZACIJU DRVETA**  
ENERGY EFFICIENT SISTEM FOR WOOD STERILIZATION  
Miloš MARJANOVIĆ, Miša STEVIĆ, Miloš MILEŠEVIĆ,  
Žarko ŠEVALJEVIĆ, Sanja PETRONIĆ, Marta TRNINIĆ, Zoran STEVIĆ. . . . . 211

## 6. Aplikacije i usluge

29. **KOJE VEŠTINE SU POTREBNE U PROIZVODNJI LITIJUM-JONSKIH  
BATERIJA ZA ELEKTRIČNA VOZILA**  
WHAT SKILLS ARE NEEDED IN PRODUCTION OF  
LITHIUM-ION BATTERIES FOR ELECTRICAL VEHICLES  
Zoran KARASTOJKOVIĆ . . . . . 217
30. **PRIMENA LASERA U AUTOMOBILSKOJ INDUSTRIJI**  
APPLICATION OF LASERS IN AUTOMOTIVE INDUSTRY  
Milesa SREĆKOVIĆ, Nenad IVANOVIĆ, Stanko OSTOJIĆ,  
Aleksander KOVAČEVIĆ, Nada RATKOVIĆ KOVAČEVIĆ,  
Zoran KARASTOJKOVIĆ, Sanja JEVTIĆ . . . . . 223
31. **RASTVARANJE KATODNOG MATERIJALA IZ LIB  
U SUMPORNOJ KISELINI U PRISUSTVU AZOTA**  
DISSOLUTION OF LIBS CATHODE MATERIAL  
IN SULFURIC ACID IN THE PRESENCE OF NITROGEN  
Dragana V. MEDIĆ, Snežana M. MILIĆ, Slađana Č. ALAGIĆ,  
Zoran M. STEVIĆ, Boban R. SPALOVIĆ, Maja M. NUJKIĆ, Ivan N. ĐORĐEVIĆ. . . . . 241
32. **INTEGRACIJA DISTRIBUIRANIH PV SISTEMA U PAMETNIM SREDINAMA  
KORISTECI FOG COMPUTING ARHITEKTURU**  
INTEGRATION OF DISTRIBUTED PHOTOVOLTAIC SYSTEMS IN THE SMART  
ENVIRONMENT THROUGH FOG COMPUTING ARCHITECTURE 247  
Ilija RADOVANOVIĆ, Ivan POPOVIĆ. . . . . 247
33. **PRIMENA METODOLOGIJE PAMETNIH MREŽA  
U DISTRIBUCIJI ELEKTRIČNE ENERGIJE**  
SMART GRID TECHNOLOGY IN POWER DISTRIBUTION SYSTEMS  
Ivan POPOVIĆ. . . . . 251
34. **MOGUĆNOSTI PRIMENE IIOT PLATFORME  
U ELEKTROENERGETSKIM SISTEMIMA**  
POSSIBILITIES OF IIOT APPLICATION PLATFORMS IN THE ELECTRICAL  
POWER SYSTEMS 255  
Vojkan NIKOLIĆ, Zoran STEVIĆ, Stefana JANIĆIJEVIĆ, Dragan KRECULJ . . . . . 255

# ENERGETSKA EFIKASNOST U SEKTORU JAVNIH ZGRADA NA TERITORIJI GRADA KRAGUJEVCA – STUDIJA SLUČAJA OŠ „MILUTIN I DRAGINJA TODOROVIĆ“

## ENERGY EFFICIENCY IN THE PUBLIC BUILDINGS SECTOR IN THE TERRITORY OF THE CITY OF KRAGUJEVAC – CASE STUDY OF "MILUTIN AND DRAGINJA TODOROVIĆ" ELEMENTARY SCHOOL

Ana RADOJEVIĆ\*, Aleksandar NEŠOVIĆ, Jasmina SKERLIĆ,  
Dušan GORDIĆ, Danijela NIKOLIĆ  
Fakultet tehnički nauka, Kragujevac, Srbija

*Obrazovne ustanove (OU), sa udelom od oko 38%, predstavljaju najveću kategoriju objekata u sektoru javnih zgrada (SJZ) na teritoriji grada Kragujevca po pitanju potrošnje električne energije, koja na godišnjem nivou iznosi preko 10 GWh. Sprovedenjem odgovarajućih mera koje podrazumevaju obaveznu upotrebu obnovljivih izvora energije (OIE) u kombinaciji sa vođenjem odgo-vorne energetske politike na gradskom nivou, potrošnja električne energije u navedenom sektoru može biti značajno redukovana, uz niz pozitivnih efekata, od energetske i ekonomskih, do ekoloških. U ovom radu korišćeni su softverski paketi EnergyPlus i Google SketchUp kako bi se ispitala mogućnost postavljanja fotonaponskih (FN) panela na krov zgrade OŠ „Milutin i Draginja Todo-rović“, sa osnovnim ciljem da se u bližoj budućnosti ovaj model implementira i na ostale javne zgrade čime bi se obezbedila veća energetska nezavisnost i stabilnost čitavog sektora.*

**Ključne reči:** sektor javnih zgrada (SJZ); obrazovne ustanove (OU); osnovne škole (OŠ); fotonaponski (FN) paneli; EnergyPlus.

*Educational institutions (EI), with a share of approximately 38%, represent the largest category of facilities in the public buildings sector (PBS) in the City of Kragujevac when it comes to electric power consumption, which annually amounts to over 10 GWh. By implementing appropriate measures, including the mandatory use of renewable energy sources (RES) in combination with a responsible energy policy at the city level, electricity consumption in this sector can be significantly reduced, with a number of positive effects – from energy and economic to environmental ones. In this paper, the software packages EnergyPlus and Google SketchUp were used to examine the possibility of installing photovoltaic (PV) panels on the roof of "Milutin and Draginja Todorović" Elementary School (ES) building, with the main goal to implement this model in other public buildings in the near future, thus providing greater energy independence and stability of the whole sector.*

**Key words:** public buildings sector (PBS); educational institutions (EI); elementary schools (ES); photovoltaic (PV) panels; EnergyPlus.

### 1 Introduction

According to the data available in the Energy Efficiency Program of the City of Kragujevac [1], the electric power consumption in PBS is 10089395.48 kWh/a (Fig. 1). EI contribute the most to this consumption with approximately 3857881.2 kWh (38%), followed by HI (1624609.61 kWh/a) and SO (1299957.83 kWh/a). Among EI in the city of Kragujevac, the ES are the most numerous (69 of them), which is why they have the highest consumption of electric power (1909274.03 kWh/a), while the second highest are HS with the consumption share of 12% (1223935.83 kWh/a).

In order to reduce the consumption of electricity in EI, and even in the entire PBS, the use of PV panels can play a key role, which has been tested and shown in a large number of papers around the world [2-7].

---

\* Corresponding author, email: aradojevic@kg.org.rs



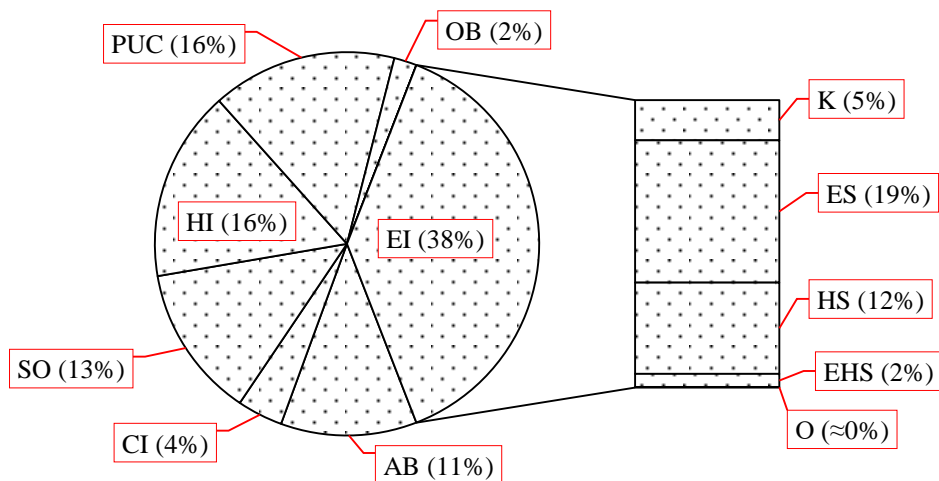


Fig. 1. The electric power consumption in PBS in the City of Kragujevac according to the facility structure [1]

EI – Educational Institutions; AB – Administrative Buildings; CI – Cultural Institutions; SF – Sports Objects; HI – Health Institutions; PUC – Public Utility Companies; OB – Other Buildings; K – Kindergarten; ES – Elementary School; HS – High School; EHS – Elementary and High School; O – Other

The study conducted in Portugal [8] dealt with the implementation of PV panels on the roofs of school buildings, taking into account the following: the potential of use of the roofs of school buildings, investment costs, return of investment period, reduction of greenhouse gases. *Shaari and Bowman* simulated the operation of BIPV applications on a standard school building in Malaysia, showing that the potential for using PV technologies is much higher [9]. A study conducted on a school building in Turkey [10] showed that the use of PV panels can cover 28-80% of electricity needs, depending on the month of the year. In [11] 265 PV panels were used on the roof of the school in Izmir to meet 65% of its own electricity needs. In one school building in the United Arab Emirates [12], 62 PV panels (total installation power of 7936 W) were used in conjunction with 62 batteries (each 12 V), which proved that the produced electricity can be used for an in-school water treatment plant and night decorative lighting. *Leena Cholakal* took a specific example of a school building in Blacksburg (Virginia) and used multiple linear regression in order to develop a model that would be used to assess the cost-effectiveness of a structurally integrated PV roof system connected to a electric power grid [13]. In [14] eQUEST software package was used to (among other things) examine the production of electricity from the PV system in a school building located in a humid climate, in Hong Kong. By using BIPV for facades, 97.5% of electricity needs can be met, and by installing PV panels on the roof, complete energy independence of the building can be ensured.

In Serbia, the use of PV panels is still very low, although the potential for using solar energy is higher than the European average. One of the main reasons is that there are no legal regulations for the return of "surplus" electricity produced into the power grid, free of charge, which is why solar systems are sized according to the needs of the users in the building (regardless of its purpose).

In this research, the roof of the "Milutin and Draginja Todorović" Elementary School building is used for the installation of PV panels in order to reduce the consumption of electricity in it. The goal is to accelerate the use of solar energy through greater implementation of PV systems in PBS, which would ensure energy and environmental stability of the City of Kragujevac.

## 2 Materials and methods

The subject of the research is the "Milutin and Draginja Todorović" Elementary School building (Fig. 2). The building has four floors with a total area of 4424.74 m<sup>2</sup>, as follows: basement (683.3 m<sup>2</sup>), ground floor (1986.94 m<sup>2</sup>), first floor (823.55 m<sup>2</sup>) and second floor (930.95 m<sup>2</sup>). The main entrance is oriented to the southwest (SW).

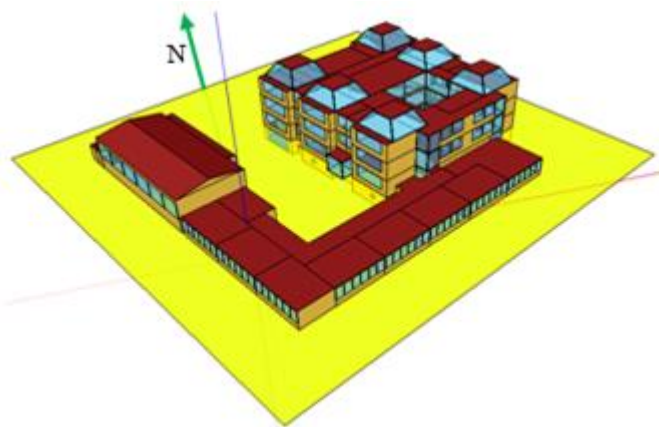


Fig. 2. Isometric view of the ES "Milutin and Draginja Todorović"

Kragujevac (located in GMT+1 h time zone) is characterized by a moderate continental climate with distinct seasons. Summers are hot and humid, with temperatures reaching +37°C. On the other hand, winters are cold (temperatures drop to -12°C) with snow. The city is located at 44°02' N and 20°92' E, at the altitude of 209 m [15]. Meteorological data for the city of Kragujevac are given in Tab. 1.

Tab. 1. Meteorological data for the city of Kragujevac [15]

Month	$t_D$ [°C]	$t_W$ [°C]	$I_{DIFF}$ [W/m <sup>2</sup> ]	$I_{DIR}$ [W/m <sup>2</sup> ]	$\phi$ [%]	$a$ [deg]	$c$ [m/s]
January	-0.24	-1.44	33.30	63.63	79.92	213.17	2.01
February	0.88	-0.46	49.39	86.66	79.82	210.60	2.02
March	5.57	3.29	77.08	106.12	72.06	207.98	2.35
April	10.87	7.74	92.65	149.02	67.92	209.06	2.27
May	16.06	12.18	113.30	176.45	66.57	210.08	1.77
June	18.85	14.99	109.50	208.94	69.42	209.51	1.69
July	20.78	16.04	110.60	228.12	64.49	198.04	1.62
August	20.38	15.69	96.25	215.40	64.05	211.45	1.51
September	16.68	13.30	75.54	166.92	71.21	203.79	1.68
October	11.18	8.83	57.34	119.43	76.40	222.28	1.69
November	6.08	4.45	39.83	64.51	79.80	210.38	2.06
December	1.13	0.09	28.66	58.86	83.51	208.33	1.87

$t_D$  – Dry bulb temperature;  $t_W$  – Wet bulb temperature;  $I_{DIFF}$  – Diffuse solar radiation;  
 $I_{DIR}$  – Direct solar radiation;  $\phi$  – Relative humidity;  $a$  – Wind Direction;  $c$  – Wind speed

Taking into account the specific factor of the building shape and orientation, the Fig. 3. shows potential roof surfaces for the installation of PV panels. The characteristics of the listed roof surfaces are given in Tab. 2.

It is possible to install 72 monocrystalline PV panels, measuring 1940×990×40 mm in size, with the total installed (maximum) power of 24480 W [16] on the Roof 1. Taking into account the optimal angle of inclination of the PV panels, which is 37.5° for the city of Kragujevac [17], the recommendations from [18] related to the method of assembly and installation of PV panels, the impact of shadow due to the factor of orientation and shape of the building (Fig. 4), as well as the formula (Eq.1 [19]) for determining the optimal distance between the rows of PV panels (Fig. 5), it is possible to place a total of 88 monocrystalline PV panels (of same dimensions) with the total installed (maximum) power of 29920 W on the Roof 3.

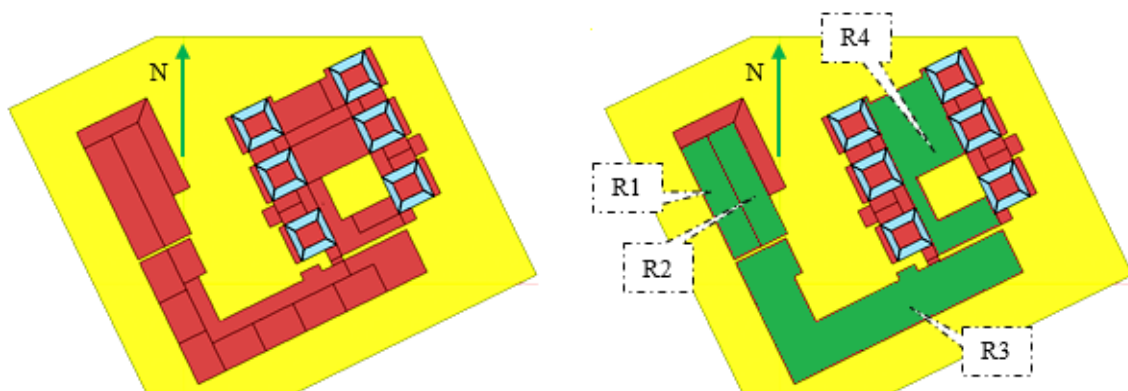


Fig. 3. View of the roof flats of the ES "Milutin and Draginja Todorović"

Tab. 2. Characteristics of potential roof surfaces for installing PV panels

Name	Designation	P [m <sup>2</sup> ]	Characteristic	I <sub>TOT</sub> [kWh/m <sup>2</sup> /a]	Conclusion
Roof 1	R1	145.24	Hip roof (≈9.6° to SW)	1367.52	Suitable for installing PV panels
Roof 2	R2	145.24	Hip roof (≈9.6° to NE)	1247.63	Not suitable for installing PV panels
Roof 3	R3	647.95	Flat roof	1278.14	Suitable for installing PV panels
Roof 4	R4	366.35	Flat roof	1242.86	Not suitable for installing PV panels

P – Roof area; I<sub>TOT</sub> – Total solar radiation incident on roof area

$$Z = H \cdot \frac{\sin(180^\circ - (\alpha + \beta))}{\sin \beta} = 1.94m \cdot \frac{\sin(180^\circ - (37.5^\circ + 22.5^\circ))}{\sin 22.5^\circ} = 2.24m \quad (\text{Eq. 1})$$

The impact of the shadow (the so-called shadow line) is determined for the spring (March 21) and autumn (September 23) equinox, when the length of the day and night is 12 hours each.

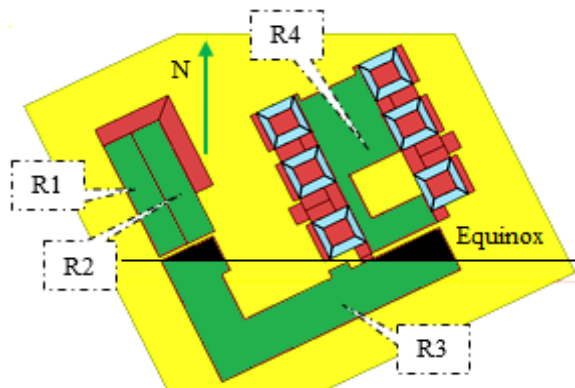


Fig. 4. Net roof surface for PV panel installation on the Roof 3

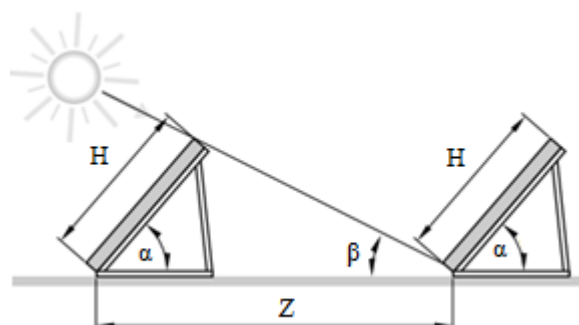
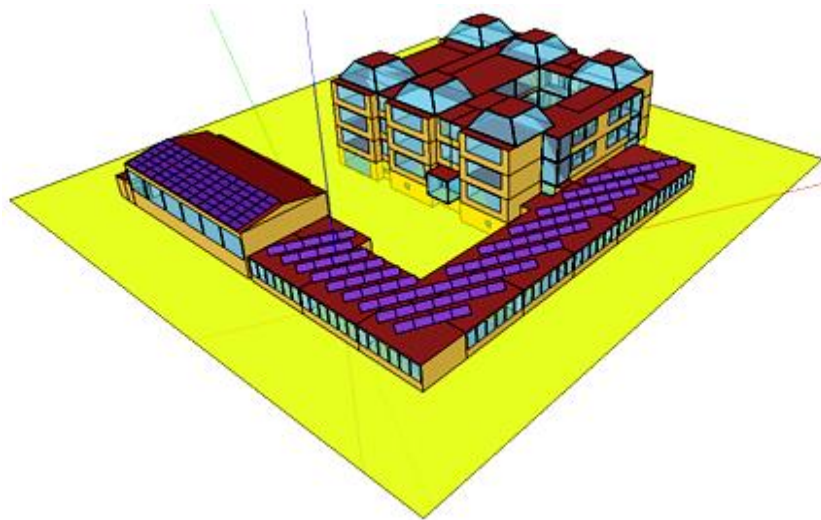


Fig. 5. Optimal distance between the rows of PV panels



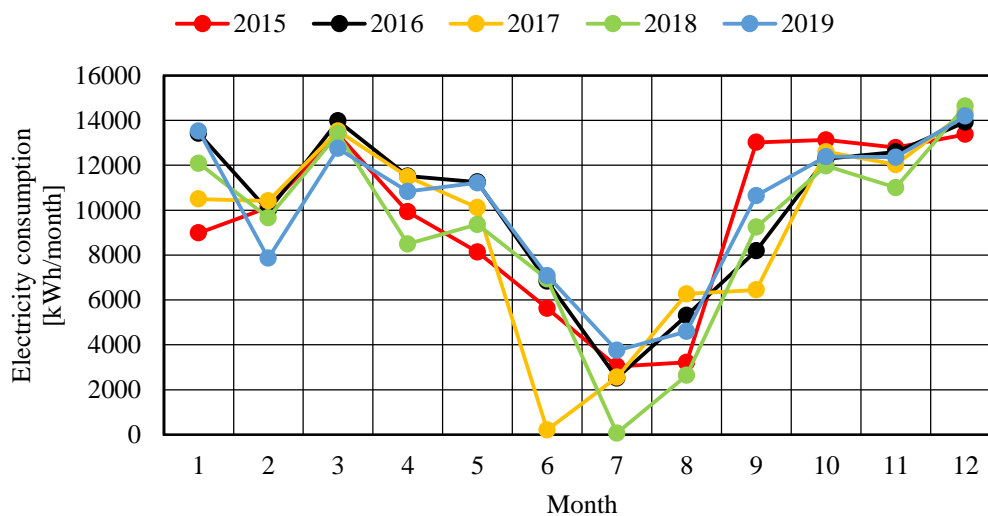
Isometric view of the conceptual design of the solar power plant on the roof of the "Milutin and Draginja Todorović" Elementary School building with a total installed (maximum) power of 54400 W is shown in Fig. 6.



*Fig. 6. Isometric view of the conceptual design of the solar power plant on the roof of the "Milutin and Draginja Todorović" ES building*

### 3 Research results

Electric power consumption in the "Milutin and Draginja Todorović" Elementary School building, by months, for the period 2015-2019, is shown in Fig. 7.



*Fig. 7. Monthly consumption of electricity in "Milutin and Draginja Todorović" ES building (2015-2019)*

Fig. 7. shows that consumption of electric power is very uneven if the same months are observed during the analyzed period. It can also be noticed that electricity consumption during the summer season is much lower (from March to October) compared to electricity consumption during the heating season. The reason lies in the school calendar that includes summer vacation, but also in low-usage of air-conditioning split systems that are utilized as a supplementary heating source during the winter season.

Fig. 8. shows the relationship between the monthly production of electricity from the solar power plant and its average consumption in the period from 2015 to 2019 in the analyzed building.

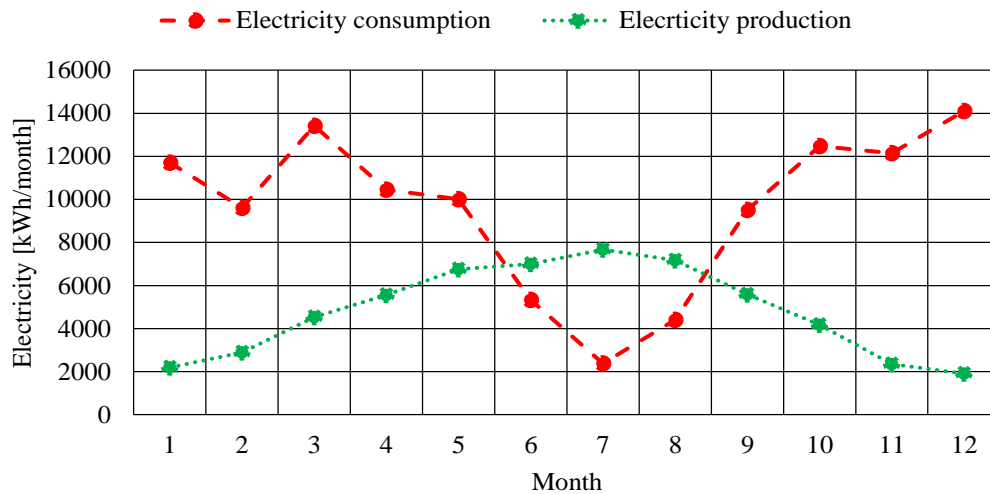


Fig. 8. Relationship between the monthly production of electricity and its average consumption in "Milutin and Draginja Todorović" ES building

The first thing to be noticed is that the solar power plant is not able to fully compensate for the school's needs for electric power from September to May, that is, school's electricity needs are much higher than the solar power plant potentials. It can also be noticed that the production of electricity is the highest in June, July and August, when the needs are the least (the production of electricity exceeds the needs of the building). As the legislation in Serbia is still not on the side of the privileged producers of electricity, the surplus electricity can be stored and then used depending on the needs of the building. This would give much more even production and consumption curves (Fig. 9).

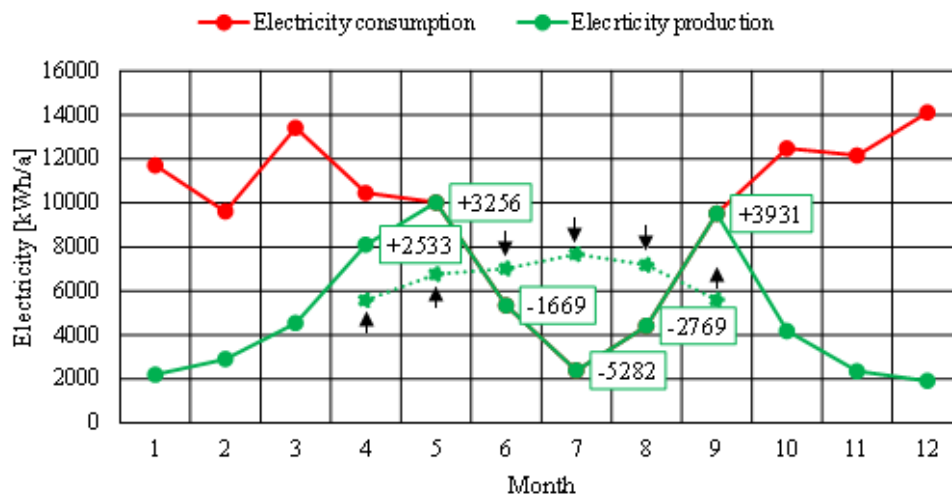


Fig. 9. Balancing of electricity consumption in "Milutin and Draginja Todorović" ES building

As the average annual electricity consumption in the analyzed period is around 115558 kWh/a, and the average electricity production is 57795 kWh/a (with a system efficiency of 90% during the first 15 years), it can easily be concluded that, by installing a solar power plant on the roof of the "Milutin and Draginja Todorović" Elementary School building, savings in consumption of about 50% can be achieved, which means that a significant reduction in CO<sub>2</sub> emissions and primary energy consumption can be achieved as well (Fig. 10, Fig. 11).

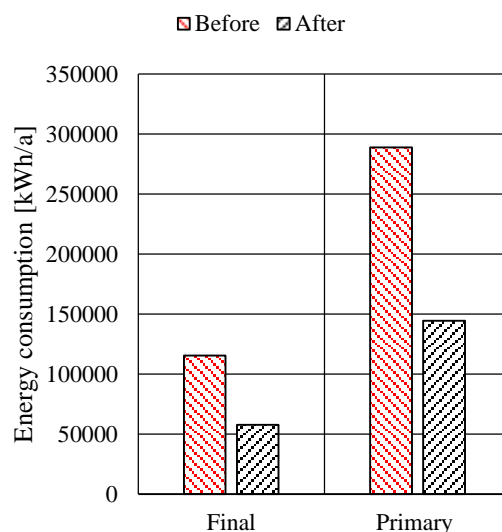


Fig. 10. Final and primary energy consumption in "Milutin and Draginja Todorović" ES building before and after energy efficiency measures [20]

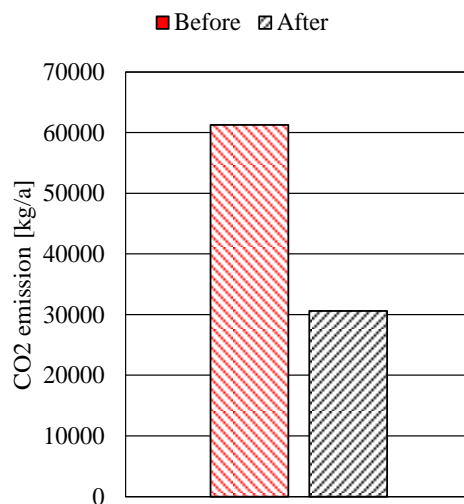


Fig. 11. CO<sub>2</sub> emissions in "Milutin and Draginja Todorović" ES building before and after energy efficiency measures [20]

#### 4 Conclusion

Educational institutions (EI), with a share of approximately 38%, represent the largest category of facilities in the public buildings sector (PBS) in the City of Kragujevac when it comes to electric power consumption, which annually amounts to over 10 GWh. By implementing appropriate measures, including the mandatory use of renewable energy sources (RES) in combination with a responsible energy policy at the city level, electricity consumption in this sector can be significantly reduced, with a number of positive effects – from energy and economic to environmental ones.

In order to reduce electricity consumption in EI, and even in the entire PBS, the use of PV panels can play a key role, which has been tested and shown in a number of papers around the world. It is possible to install a solar power plant with a total installed (maximum) power of 54400 W on the roof of the "Milutin and Draginja Todorović" Elementary School building in Kragujevac.

The solar power plant is not able to fully compensate for the school's needs for electric power from September to May, that is, school's electricity needs are much higher than the solar power plant potentials. The production of electricity is the highest in June, July and August, when the needs are the least (the production of electricity exceeds the needs of the building).

By installing a solar power plant on the roof of the "Milutin and Draginja Todorović" Elementary School building, savings in consumption of about 50% can be achieved, which means that a

significant reduction in CO<sub>2</sub> emissions and primary energy consumption can be achieved as well. As the legislation in Serbia is still not on the side of the privileged producers of electricity, the surplus electricity can be stored and then used depending on the needs of the building.

## 5 Acknowledgments

This paper is a result of two investigations: (1) project TR33015 of Technological Development of Republic of Serbia, and (2) project III 42006 of Integral and Interdisciplinary investigations of Republic of Serbia. The first project is titled “Investigation and development of Serbian zero-net energy house”, and the second project is titled “Investigation and development of energy and ecological highly effective systems of poly-generation based on renewable energy sources”. We would like to thank the Ministry of Education and Science of Republic of Serbia for their financial support to these investigations.

## 6 References

- [1] Energy efficiency program of the city of Kragujevac for the period 2018-2020, [http://www.aarhus.org.rs/wp-content/uploads/2018/11/Program\\_energetske\\_efikasnosti\\_grada\\_Kragujevca.pdf](http://www.aarhus.org.rs/wp-content/uploads/2018/11/Program_energetske_efikasnosti_grada_Kragujevca.pdf) (accessed on June 2020).
- [2] **Al-Otaibi, A., Al-Qattan, A., Fairouz, F., Al-Mulla, A.**, Performance evaluation of photovoltaic systems on Kuwaiti schools’ rooftop, *Energy Conversion and Management*, Vol. 95 (2015), Issue 1, pp. 110-119.
- [3] **Bilir, L., Yildirim, N.**, Photovoltaic system assessment for a school building, *International Journal of Hydrogen Energy*, Vol. 42 (2017), Issue 28, pp. 17856-17868.
- [4] **Economou, A.**, Photovoltaic systems in school units of Greece and their consequences, *Renewable and Sustainable Energy Reviews*, Vol. 15 (2011), Issue 1, pp. 881-885.
- [5] **Ubertini, S., Desideri, U.**, Performance estimation and experimental measurements of a photovoltaic roof, *Renewable Energy*, Vol. 28 (2003), Issue 12, pp. 1833-1850.
- [6] **Alihodzic, R., Murgul, V., Vatin, N., Aronova, E., Nikolić, V., Tanić, M., Stanković, D.**, Renewable Energy Sources Used to Supply Pre-School Facilities with Energy in Different Weather Conditions, *Applied Mechanics and Materials*, Vol. 624 (2014), Issue 1, pp. 604-612.
- [7] **Ibrik, I., Hashaika, F.**, Techno-Economic Impact of Grid-Connected Rooftop Solar Photovoltaic System for Schools in Palestine: A Case Study of Three Schools, *International Journal of Energy Economics and Policy*, Vol. 9 (2019), Issue 3, pp. 291-300.
- [8] **Kadyan, H., Berwal, Dr. A. K.**, Design of A 12 kWp Grid Connected roof top Solar Photovoltaic Power Plant on school building in the Rohtak District of Haryana, *International Journal of Applied Engineering Research*, Vol. 13 (2018), Issue 1, pp. 11354-11361.
- [9] **Shaari, S., Bowman, N.**, Photovoltaics in buildings: A case study for rural England and Malaysia, *Renewable Energy*, Vol. 15 (1998), Issues 1-4, pp. 558-561.
- [10] **Yilmaz, S., Binici, H., Ozcalik, R. H.**, Energy supply in a green school via a photovoltaic-thermal power system, *Renewable and Sustainable Energy Reviews*, Vol. 57 (2016), Issue 1, pp. 713-720.
- [11] **Bilir, L., Yildirim, N.**, Photovoltaic system assessment for a school building, *International Journal of Hydrogen Energy*, Volume 42 (2017), Issue 28, pp. 17856-17868.
- [12] **Elmasry, S. K., Haggag, M. A.**, Whole building design for a green school building in Al-Ain, United Arab Emirates, *WIT Transactions on Ecology and the Environment*, Vol. 150 (2011), Issue 1, pp. 165-176.
- [13] **Cholakkal, L.**, *Cost-benefit analysis of a Building Integrated Photovoltaic Roofing system for a school located in Blacksburg, Virginia*, M. Sc. thesis, Faculty of the Virginia Polytechnic Institute and State University, Blacksburg, USA (Virginia), USA, 2006.
- [14] **Lou, S., Tsang, E. K. W., Li, D. H. W., Lee, E. W. M., Lam, J. C.**, Towards Zero Energy School Building Designs in Hong Kong, *Energy Procedia*, Vol. 105 (2017), Issue 1, pp. 182-187.
- [15] EnergyPlus: Energy Simulation Software (Weather File).

- [16] Prostar 72 solar cells monocrystalline 340 W,  
<https://www.prostarsolar.net/product-details/prostar-72-solar-cells-monocrystalline-340w-solar-panel-cost> (accessed on June 2020).
- [17] **Skerlić, J., Bojić, M.**, *Optimization of solar collector performance by using EnergyPlus and Hooke-Jeeves algorithm*, Proceedings of the 41st International congress on heating, refrigerating and air – conditioning, Association of Mechanical and Electrical Engineers and Technicians of Serbia SMEITS, Belgrade, Serbia, 2010.
- [18] BOSH, installation and maintenance manual,  
<http://bosch-rs.boschtt-documents.com/download/pdf/file/6720808645.pdf> (accessed on June 2020).
- [19] Viessmann, design instructions,  
[https://webapps.viessmann.com/vibooks/api-internal/file/resources/technical\\_documents/RS/sr/VPA/5815440VPA00014\\_1.PDF?#pagemode=bookmarks&zoom=page-fit&view=Fit](https://webapps.viessmann.com/vibooks/api-internal/file/resources/technical_documents/RS/sr/VPA/5815440VPA00014_1.PDF?#pagemode=bookmarks&zoom=page-fit&view=Fit) (accessed on June 2020).
- [20] Rulebook on energy efficiency of buildings, Law on Planning and Construction of the Republic of Serbia 2011,  
<https://www.mgsi.gov.rs/sites/default/files/PRAVILNIK%20O%20ENERGETSKOJ%20EFIKASNOSTI%20ZGRADA.pdf> (accessed on June 2020).