

36th Danubia Adria Symposium
on
Advances in Experimental Mechanics

EXTENDED ABSTRACTS

September 24–27, 2019
Plzeň, Czech Republic



About the symposium

Each year since 1984, the Danubia-Adria Symposium on Advances in Experimental Mechanics brings together internationally recognized experts and young researchers in an effort to exchange ideas in different topics having as common link EXPERIMENTAL MECHANICS. The symposium acts also as a platform for establishing connections between different research groups that are trying to establish future scientific collaboration.

The symposium is focused on experimental and measuring methods necessary to deepen the knowledge about the mechanical behavior of materials, mechanical structures, and systems, and to provide the physical bases and verification of numerical or analytical methodologies in engineering design.

Main topics

- Structural analysis – experimental tests, structural health monitoring, system identification, damage assessment, self-adaptive structures
- Materials characterization and testing – smart materials, residual stress, fatigue, fracture, creep
- Practical applications and case-studies
- Biomechanics – biomaterials, biomechanics, medical and orthopedic devices, biofluid mechanics
- Instrumentation – new sensors and actuators, advanced measurement systems, validation and reliability of instrumentation
- Integration of mathematical/numerical methods with experimental mechanics

The symposia are organized jointly by

Danubia-Adria Society on Experimental Methods

and its national member organizations:

Austrian Society of Experimental Strain Analysis (ASESA)

Croatian Society of Mechanics (HDM)

Czech Society for Mechanics (CSM)

German Society of Experimental Structural Analysis (GESA)

Greek Society for Experimental Mechanics of Materials (GSEMM)

Hungarian Scientific Society of Mechanical Engineering (GTE)

Italian Association for Stress Analysis (AIAS)

Polish Committee for Mechanics of the Polish Academy of Sciences (KMPAN)

The Romanian Association for Stress Analysis and Materials Testing (ARTENS)

Serbian Society of Mechanics (SSM)

Slovak Society of Mechanics (SSM)

Slovenian Society of Experimental Mechanics (SSEM)

Scientific committee

Austria: Josef Eberhardsteiner (Vienna), Wilfried Eichlseder (Leoben), Bernhard Pichler (Vienna)

Croatia: Damir Semenski (Zagreb), Lovre Krstulović-Opara (Split)

Czech Republic: Milan Růžička (Prague), František Plánička (Plzeň), Robert Zemčík (Plzeň)

Germany: Werner Daum (Berlin), Martin Stockmann (Chemnitz)

Greece: Stavros Kourkoulis (Athens), Ermioni Pasiou (Athens)

Hungary: Rita Kiss (Budapest), Attila Kossa (Budapest)

Italy: Francesca Cosmi (Trieste), Mario Guagliano (Milano)

Poland: Zbigniew Kowalewski (Warsaw), Paweł Pyrzanowski (Warsaw)

Romania: Dan Mihai Constantinescu (Bucharest), Ștefan Dan Pastramă (Bucharest)

Serbia: Marko Miloš (Belgrade), Miroslav Živković (Kragujevac)

Slovakia: František Nový (Žilina), Eva Tillová (Žilina)

Slovenia: Igor Emri (Ljubljana), Anatolij Nikonov (Novo mesto)



Main organizer

University of West Bohemia
Faculty of Applied Sciences
Department of Mechanics
Univerzitní 8, 301 00 Plzeň, Czech Republic
www.kme.zcu.cz

Local organizing committee

Robert Zemčík
Jan Krystek
Sandra Kaňáková
Tereza Vaňková
Contact: das2019@kme.zcu.cz
Webpage: www.das2019.zcu.cz



Parkhotel
CONGRESS CENTER PLZEŇ

Venue

Parkhotel Plzeň Congress Center
U Borského parku 31
301 00 Plzeň
Czech Republic
www.parkhotel-czech.eu

Sponsors

The organizers would like to thank the sponsors of the conference.



www.igitur.cz



DEWESoft[®]
measurement innovation

www.dewesoft.com

Contents

SPECIAL-PURPOSE STRAIN-GAUGE BALANCE FOR ONE WING PANEL OF A WIND TUNNEL MODEL	
Dijana DAMLJANOVIĆ, Đorđe VUKOVIĆ, Jovan ISAKOVIĆ, Marko MILOŠ	13
PROPERTIES OF WELDED LOW-ALLOY STEEL AFTER ULTRASONIC IMPACT PEENING APPLICATION	
František NOVÝ, Libor TRŠKO, Otakar BOKŮVKA, Michal JAMBOR, Filip PASTOREK, Miloš MIČIAN, Daniel HARMANIAK	15
MINIATURIZED WEARABLE BROADBAND ENERGY HARVESTERS	
Petar GLJUŠČIĆ, Saša ZELENKA, Marina FRANULOVIC	17
DEVELOPMENT OF A CYBER-PHYSICAL SIMULATION ASSISTANCE SYSTEM FOR PARTIALLY AUTOMATED OPTIMIZATION OF THE EXTRUSION PROCESS	
Johannes Philipp TERHECHTE, Anna-Lena BERSCHIED, Ilona HORWATH	19
TAILORING MECHANICAL PROPERTIES OF POLYAMIDE BY AFFECTING ITS INHERENT STRUCTURE	
Barbara ZUPANČIČ, Urška FLORJANČIČ, Anatolij NIKONOV, Igor EMRI	21
INFLUENCE OF ROTOR DOWNWASH ON VERTICALLY DISPLACED NANOBOTS IN FLIGHT	
Patrick P. NEUMANN, Paul HIRSCHBERGER, Matthias BARTHOLMAI	23
INFLUENCE OF STRAIN RATE ON THE MECHANICAL PROPERTIES OF STEEL	
Florin BACIU, Aurelia RUSU-CASANDRA, Ștefan Dan PASTRAMĂ	25
A NOVEL MULTI-ELEMENT, FOUR-PARAMETER WINDKESSEL MODEL OF THE ARTERIAL TREE	
Zdravko VIRAG, Fabijan LULIĆ, Ivan KORADE	27
AN INNOVATIVE METHOD FOR MEASURING YOUNG'S MODULUS OF FLEXIBLE MULTI-LAYERED MATERIALS (TENSILE RING METHOD)	
Atsumi OHTSUKI	29
A NEW SOLUTION FOR IMPACT ENERGY DISSIPATION DURING COLLISION OF RAILWAY VEHICLES	
Dan Mihail COSTESCU, Anton HADĂR, Ștefan Dan PASTRAMĂ	31
LFM CHARACTERIZATION OF TiO₂ FILMS ON A NANOINDENTER	
Ervin KAMENAR, Marko PERČIĆ, Saša ZELENKA, Iva ŠARIĆ, Daria JARDAS, Petar GLJUŠČIĆ	33
EFFECT OF HEAT TREATMENT AND DIFFERENT AMOUNTS OF Mg ON THE MICROSTRUCTURE AND HARDNESS OF Al-Si-Mg CAST ALLOYS	
Lenka KUCHARIKOVÁ, Eva TILLOVÁ, Mária CHALUPOVÁ, Tatiana ORŠULOVÁ	35

EXPERIMENTAL INVESTIGATIONS TO DETERMINE THE DYNAMICAL BEHAVIORS OF THE 3D PRINTED PLA	
Peter FICZERE, Lajos BORBÁS, Gábor SZEBÉNYI	37
DESTABILIZATION OF THE COMMUNUTED CLAVICLE SHAFT FRACTURE DUE TO BREAKAGE OF THE TITANIUM LOCKING PLATE - MECHANICAL ANALYSIS	
Zbigniew L. KOWALEWSKI, Grzegorz SZCZĘSNY, Tomasz LIBURA, Adam BRODECKI	39
ADHESION OF ELASTIC PUNCH TO CONFINED ELASTIC LAYER	
Attila KOSSA	41
BOOSTING THE DISCHARGE OF A HYDROPOWER PLANT	
Boris HUBER, Reinhard PRENNER, Norbert KROUZECKY	43
EVALUATION OF INTERNAL DAMPING ON MAGNESIUM ALLOY DEPENDING ON THE TEMPERATURE USING BY MATHEMATICAL METHODS	
Milan UHRÍČIK, Peter PALČEK, Patrícia HANUSOVÁ, Tatiana ORŠULOVÁ	45
DEVELOPMENT OF EXPERIMENTAL METHODS FOR DETERMINATION OF RHEOLOGICAL PROPERTIES OF POLYMERIC FILMS	
Matic ŠOBAK, Ivan JERMAN, Anastasiya GOLYADKINA, Anatolij NIKONOV	47
GAS DISPERSION FLUID MECHANICS SIMULATION FOR LARGE OUTDOOR ENVIRONMENTS	
Dino HÜLLMANN, Patrick P. NEUMANN, Achim J. LILIENTHAL	49
DEVELOPMENT OF A SHEAR DEVICE FOR PRECISE SHEAR MEASUREMENTS OF RUBBER MATS	
Lars KANZENBACH, Jörn IHLEMANN	51
DESIGN AND IMPLEMENTATION OF AN INEXPENSIVE, HIGH RESOLUTION DISPLACEMENT AND VELOCITY SENSOR	
M. STADLER, P. PELZMANN, F. BLEICHER	53
POST-IMPACT EVALUATION AT RC PLATES WITH PLANAR TOMOGRAPHY AND FEM	
Deborah NERGER, Falk HILLE, Robabeh MOOSAVI, Marcel GRUNWALD, Bernhard REDMER, Tino KÜHN, Marcus HERING, Franz BRACKLOW	55
EFFECT OF CONTRAST MATERIAL PROPERTIES DURING INJECTION INTO CORONARY BLOOD FLOW	
Benjamin CSIPPA, Richárd WÉBER, Zsolt KŐSZEGI, Attila JUHÁSZ, György PAÁL	57
LUMINESCENCE-BASED EARLY DETECTION OF FATIGUE CRACKS	
Falk HILLE, Damian SOWIETZKI, Ruben MAKRIŠ	59
BOOSTING A LOW-COST SENSOR NETWORK WITH MOBILE HIGH-QUALITY SENSORS	
Nicolas P. WINKLER, Achim J. LILIENTHAL, Patrick P. NEUMANN	61
A FOUR-POINT BENDING TEST APPARATUS FOR MEASUREMENT- AND MODEL-BASED STRUCTURAL ANALYSIS	
Cheng-Chieh WU, Sven WEISBRICH, Mathias BURGER, Frank NEITZEL	63
COMPARISON OF METHODS FOR CALCULATION THE DEFLECTION OF COMPOSITE WOUND TUBES	
Tereza ZÁMEČNÍKOVÁ, Tomáš MAREŠ, Viktor KULÍŠEK, Anna MALÁ	65
STRUCTURE AND FATIGUE PROPERTIES OF SiMo AND SiCu TYPES OF NODULAR CAST IRON	
Alan VAŠKO	67

ANALYSIS OF THE CAUSE OF FAILURE OF TITANIUM ENDOPROSTHESIS Patrícia HANUSOVÁ, Peter PALČEK, Milan UHRÍČIK, Mária CHALUPOVÁ	69
THE USAGE OF RANDOM DECREMENT METHOD FOR LINEAR DAMPING ESTIMATION Stipe PERIŠIĆ, Jani BARLE	71
ON THE POSTERIOR PREDICTIVE IN BAYESIAN FAILURE ANALYSIS Jani BARLE, Stipe PERIŠIĆ, Đorđe DOBROTA	73
STRAIN ANALYSIS OF CORD-RUBBER COMPOSITES USING DIC Thomas LEHMANN, Jörn IHLEMANN	75
INFLUENCE OF IRON CONTENT ON MECHANICAL PROPERTIES OF SECONDARY $\text{AlZn}_{10}\text{Si}_8\text{Mg}$ CAST ALLOY Denisa MEDVECKÁ, Eva TILLOVÁ, Lenka KUCHARIKOVÁ, Mária CHALUPOVÁ, Denisa ZAVODSKÁ, Alan VAŠKO	77
SIMPLE CALIBRATION METHOD OF MIXED, STRAIN-STRESS FAILURE CRITERION FOR DUCTILE MATERIALS Grzegorz SOCHA	79
THE DAMAGE DEPTH EVALUATION BASED ON THE ACTIVE IR THERMOGRAPHY Petra BAGAVAC, Lovre KRSTULOVIĆ-OPARA, Željko DOMAZET	81
VALIDATION METHOD FOR THICKNESS VARIATION OF THERMOPLASTIC MICROCELLULAR FOAMS USING PUNCH TESTS Szabolcs BEREZVAI, Attila KOSSA, Adam K. KISS	83
EXPERIMENTAL INVESTIGATION OF THE DEPENDENCE OF THE VISCOELASTIC PROPERTIES OF POLYAMIDE 6 ON TEMPERATURE AND HUMIDITY Robert KIEßLING, Jörn IHLEMANN	85
BONE FRACTURE RISK: DENSITY AND MICROARCHITECTURE F. COSMI, A. NICOLOSI, S. SACCO, L. SAIBENE, L. ABDI-ALI, G. SAVIOLA	87
USING POINT SYMMETRY IN FINITE ELEMENT ANALYSES Ştefan SOROHAN, Dan Mihai CONSTANTINESCU, Marin SANDU, Adriana SANDU	89
INVESTIGATION OF MECHANICAL AND THERMOMECHANICAL EFFECTS IN SHAPE MEMORY ALLOY DURING TRANSFORMATION-INDUCED CREEP PHENOMENA Elżbieta PIECZYSKA, Zbigniew KOWALEWSKI, Vladimir DUNIĆ, Radovan SLAVKOVIĆ, Ryosuke MATSUI	91
ANALYSIS AND SIMULATION FILTRATION ORE DURING THE PROCESS OF ORE ENRICHMENT Paweł MAŚLAK, Tomasz DOBOSZ	93
MINIMALLY INVASIVE INTERNAL FIXATION TECHNIQUES FOR MANAGEMENT OF SACRAL BONE INJURIES Libor LOBOVSKÝ, Martin SALÁŠEK, Milada KREJČOVÁ, Michaela MAREŠOVÁ, Jana HARTLOVÁ, Radek TUPÝ, Tomáš PAVELKA, Jiří KŘEN	95
EFFECT OF SHALLOW AND DEEP CRYOGENIC TREATMENT ON TRIBOLOGICAL PROPERTIES OF MONEL K-500 K. N. PANDEY, Ketan GUPTA	97
TOWARDS ALTERNATIVE CONFIGURATIONS TO DETERMINE THE TENSILE STRENGTH OF BRITTLE MATERIALS Christos F. MARKIDES, Stavros K. KOURKOULIS	99

BIOMECHANICAL ANALYSIS OF THE EFFECT OF COMPRESSION SPORTSWEAR ON RUNNING Zsófia PÁLYA, Rita M. KISS	101
IN-SITU CYCLIC EXPERIMENT ON GLASS FIBER REINFORCED COMPOSITES MONITORED VIA μ-TOMOGRAPHY Zvonimir TOMIČEVIĆ, Benjamin SMANIOTTO, Amine BOUTERF, Clément JAILIN, Arturo MENDOZA-QUISPE, François HILD	103
INFLUENCE OF SURFACE ROUGHNESS ON ADDITIVELY MANUFACTURED ALUMINUM COMPONENTS Sebastian SPRINGER, Wolfgang SCHNELLER, Martin LEITNER, Florian GRÜN	105
STRESS AND STRAIN DISTRIBUTION IN PERFORATED PLATE LOADED IN MEDIAN PLANE Adrian PASCU, Valentin OLEKSIK, Eugen AVRIGEAN	107
ADAPTATION OF A CRUCIFORM TESTING MACHINE ZWICK/ROELL Z050 FOR BIAxIAL COMPRESSION CREEP EXPERIMENTS Eva BINDER, Roland REIHSNER, Olaf LAHAYNE, Josef EBERHARDSTEINER, Bernhard L.A. PICHLER	109
STRAIN ANALYSIS IN NARROW BOREHOLES BY MEANS OF MICROSCOPIC DIGITAL IMAGE CORRELATION Edgar PERETZKI, Thomas LEHMANN, Martin STOCKMANN, Jörn IHLEMANN	111
SIMULATION AND THERMAL ANALYSIS OF GLASS BLOWING Paweł MAŚLAK, Tadeusz SMOLNICKI	113
ELECTRIC AND ACOUSTIC ACTIVITY IN NOTCHED FIBER- REINFORCED CONCRETE BEAMS UNDER THREE-POINT BENDING Dimos TRIANTIS, Dimitri K. TSAOUSI, Ermioni D. PASIOU, Stavros K. KOURKOULIS . . .	115
ELECTRICAL RESISTANCE TOMOGRAPHY IN A SMALL THIN SQUARE-SHAPED AREA Marek STEPNOWSKI, Iga KOWALIK, Paweł PYRZANOWSKI	117
EFFECT OF THE SEMI-ELLIPTIC SPRING MOUNTING ON ITS STIFFNESS Mariusz STAŃCO, Paulina DZIAŁAK	119
THE INFLUENCE OF THE CALLUS SHAPE AND LEVEL OF CONSOLIDATION ON STRESS AND STRAIN IN FEMUR WITH DISTRACTION INTRAMEDULLARY NAIL-FE STUDY Jan KONVALINKA, Zdeněk FLORIAN, Petr MARCIÁN	121
IMPROVEMENT OF IMPACT PROTECTION BY KORDCARBON-CPREG-200-T-3K-EP1-42-A COMPOSITE Radek KOTTNER, Sandra KAŇÁKOVÁ, Tomasz BOŇKOWSKI, Ronaldo YEUNG, André PUKARO	123
FRACTURE SURFACE OF NORMAL STRENGTH CONCRETE UNDER VARIOUS LOADING RATES Michal MÁRA, Petr MÁČA, Radoslav SOVJÁK, Manfred CURBACH	125
DEVELOPMENT OF MOBILE ROAD BARRIER MADE OF ULTRA-HIGH PERFORMANCE FIBRE-REINFORCED CONCRETE Michal MÁRA, Petr KONRÁD, Jindřich FORNŮSEK, Jan ZATLOUKAL, Michal FRYDRÝN, Tomáš MIČUNEK, Radoslav SOVJÁK	127
LEVERING IN THE TOOTHED CLAMP GEAR – INITIAL INVESTIGATIONS Łukasz BEREŚ, Jerzy GRYGORCZUK, Marcin OBSZAŃSKI, Paweł PYRZANOWSKI	129

NEW SCISSOR-GRASPING TOOL FOR PARALLEL GRIPPERS, ENSURING STROKE ENHANCEMENT	
Dan DUMITRIU, Marius IONESCU, Daniel Octavian MELINTE	131
EXPERIMENTAL IDENTIFICATION OF ELASTOPLASTIC PROPERTIES OF Al/Cu BIMETALLIC SHEET OBTAINED BY COLD ROLLING	
Robert UŚCINOWICZ	133
EXPERIMENTAL VERIFICATION OF NUMERICAL SIMULATION OF THE FLOW INSIDE THE TIP-JET HELICOPTER PROPULSION SYSTEM	
Stevan CRNOJEVIĆ, Nenad LATKOVIĆ, Nenad KOLAREVIĆ, Marko MILOŠ	135
HYBRID SLAM MODELLING OF AUTONOMOUS VEHICLE WITH AUGMENTED REALITY DEVICE	
Reza MOEZZI, David KRCMARIK, Jaroslav HLAVA	137
DESIGN AND CONSTRUCTION OF A ROTOR TEST BENCH FOR TESTING SENSORS	
Helmut J. HOLL, Martin PFAFFENBAUER	139
DEVELOPMENT OF VIBRATION EQUIPMENT FOR THE PRODUCTION OF POLYCOMPONENT PHYTOMIXTURES	
Vitalii YANOVYCH, Daniel DUDA, Olena RUBANENKO, Václav URUBA	141
MECHANICAL TESTING OF KAPTON FILMS	
Tomáš KROUPA, Hana ZEMČÍK, Robert ZEMČÍK, Petr KADLEC, Josef PIHERA	143
TESTING OF SANDWICH SPECIMENS FOR SPACE APPLICATIONS	
Robert ZEMČÍK, Jan KRYSTEK, Tomáš MANDYS, Vladislav LAŠ, Petr PRŮCHA	145
INFLUENCE OF VIBRATION OF CONTACTS ON FURTHER OPERATION OF HIGH-VOLTAGE SWITCHES	
Olena RUBANENKO, Vitalii YANOVYCH, Olexander RUBANENKO	147
LOADS ACTING ON THE SPARE WHEEL DURING OPERATING THE TRUCK	
Mariusz STAŃCO, Jerzy CZMOCHOWSKI, Paweł MAŚLAK	149
MECHANICAL CHARACTERIZATION OF SLA 3D-PRINTED PARTS	
Francesca COSMI, Alberto DAL MASO	151
MONOTONIC TENSILE, CREEP AND FATIGUE TESTS OF ALUMINUM ALLOY ACCOUNTING FOR DYNAMIC RECRYSTALLIZATION	
Adam TOMCZYK, Andrzej SEWERYN	153
INVESTIGATION OF FIBRE BRAGG GRATING RESPONSE UNDER INHOMOGENEOUS DEFORMATIONS	
Susann HANNUSCH, Katharina SCHICH, Edgar PERETZKI, Thomas LEHMANN, Jörn IHLEMANN	155
MICROMECHANICS OF NON-EMBEDDED SPRUCE WOOD: NOVEL POLISHING AND INDENTATION PROTOCOL	
Luis ZELAYA-LAINEZ, Olaf LAHAYNE, Giuseppe BALDUZZI, Christian HELLMICH	157
PLATYNEREIS DUMERILII CHAETAE: MECHANICAL LOADING ESTIMATION FROM KINEMATICS IN LARVA STAGE	
Luis ZELAYA-LAINEZ, Giuseppe BALDUZZI, Kyojiro N. IKEDA, Florian RAIBLE, Christian HELLMICH	159
SIMULATION OF THE CORROSION-INDUCED CRACKS WITH EQUIVALENT ARTIFICIAL SURFACE NOTCHES	
Nikolaos D. ALEXOPOULOS, Christina Margarita CHARALAMPIDOU, Paraskevas PAPANIKOS, Stavros K. KOURKOULIS	161

NUMERICAL ANALYSIS OF DUCTILE FRACTURE Jelena ŽIVKOVIĆ, Vladimir DUNIĆ, Miroslav ŽIVKOVIĆ, Nenad GRUJOVIĆ	163
EXPERIMENTAL AND NUMERICAL INVESTIGATION OF SLIDING BOLT CONNECTION ON THE TANK WAGON Miroslav ŽIVKOVIĆ, Vladimir MILOVANOVIĆ, Nikola JOVANOVIĆ, Milan BOJOVIĆ	165
EXPERIMENTAL ANALYSIS OF COMPOSITE JET ENGINE AIR INLET Karel DOUBRAVA, Milan DVOŘÁK, Nikola SCHMIDOVÁ, Tomáš KOSTROUN, Jan VÁCLAVÍK, Milan RŮŽIČKA	167
DELAMINATION DETECTION USING ELECTRICAL RESISTANCE CHANGE METHOD AND ITS RELIABILITY Nikola SCHMIDOVÁ, Milan RŮŽIČKA, Karel DOUBRAVA, Milan DVOŘÁK	169
THE EFFECT OF LOW ENERGY IMPACT LOADS ON THE FLEXURAL STRENGTH OF A SANDWICH-STRUCTURED COMPOSITE WITH HEREX CORE Andrzej KOMOREK, Paweł PRZYBYŁEK, Robert SZCZEPANIAK, Marek ROŠKOWICZ	171
EXPERIMENTAL INVESTIGATION OF FATIGUE BEHAVIOUR OF ADDITIVELY MANUFACTURED AIRCRAFT STRUCTURAL MATERIALS Wyman ZHUANG	173
Author index	175

Title: **36th Danubia Adria Symposium on Advances in Experimental Mechanics
EXTENDED ABSTRACTS**

Editors: Robert Zemčík, Jan Krystek

Published by: University of West Bohemia,
Univerzitní 8, 301 00 Plzeň, Czech Republic

First edition, 2019

ISBN 978-80-261-0876-4

© University of West Bohemia, 2019

EXPERIMENTAL AND NUMERICAL INVESTIGATION OF SLIDING BOLT CONNECTION ON THE TANK WAGON

Miroslav ŽIVKOVIĆ¹, Vladimir MILOVANOVIĆ¹, Nikola JOVANOVIĆ¹, Milan BOJOVIĆ¹

¹ University of Kragujevac Faculty of Engineering, Sestre Janjić 6, Kragujevac, Serbia, E-mail: miroslav.zivkovic@kg.ac.rs; vladicka@kg.ac.rs; ing.jovanovic.nikola@gmail.com; mbojovic@outlook.com

1. Introduction

The problem considered in this paper relates to the correct modelling of the sliding bolt connection [1,2], in the strength analysis of the tank wagon in accordance to the standard [3]. Due to the complexity of the geometry and the FEA model with large number of contact pairs and bolt connections, it is necessary to find the easiest way for modelling bolt connections, which will fully correspond to the bolt connections on real model.

2. Problem description

During exploitation the wagon is exposed to thermal loads. In order to allow free expansion and to avoid the occurrence of significant deformations, one side of the wagon is designed to allow the relative sliding of the tank along the longitudinal direction in relation to the side wings. On the other side the tank is connected with fixed bolt connection for underframe side wings. The wagon structure is made so that there are three basic connection between its parts: connection between the tank and saddle (contact pair), middle connection (combination – contact pair and sliding bolt connection) and side connections between side wings and tank (combination – contact pair and sliding bolt connection; combination – contact pair and fixed bolt connection on the side of hand brake). The tank is leaning on the saddles, which are located above the main transverse girders.

The tank is connected to the side wings with 60 bolts, 15 per one connection, while the middle connection is achieved by the 8 bolts. It means that there are 30 fixed and 38 sliding bolt connections in the FEA model.

Bolt connections are modelled using the beam element. At the place of fixed bolt connection, all degrees of freedom are disabled, while sliding bolt connection using the "beam release" option allows sliding in the direction of the groove. The initial bolt

preloads of all bolts in the bolt connections are in accordance with [4].

3. Functionality of modeled bolt connections

In order to verify the correct method of modelling and functionality of bolt connections, calculation results are shown to demonstrate the behavior of the FEA model for different types of loads. Due to the fact that the sliding, or relative displacement of the tank in relation to the wagon's chassis, is the most dominant for horizontal loads, in Figure 1, the longitudinal displacement field of the wagon is shown, for load case - compressive force at buffer level; $F=1000\text{kN}$ at each buffer.

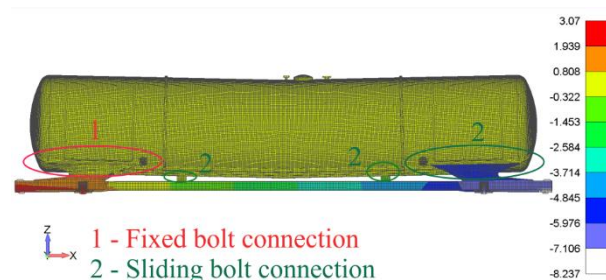


Fig. 2. Longitudinal displacement field – compressive force at buffer level; $F=1000\text{kN}$ at each buffer.

Based on the displacement field shown in Figure 2, the character of the behavior of bolt connections is clearly seen. At the place of the sliding bolt connection, it can be seen that there is a difference in the values of the tank displacement and displacement of the wagon chassis at the place of the sliding bolt connection, Figure 3. At the place of the fixed bolt connection, it can be seen that there is no relative displacement of the tank in relation to the wagon chassis, Figure 4.

4. Comparative analysis of obtained results

Prototype of the tank wagon was made and measurements for all load cases defined in accordance with the relevant standards had done. Strain gauges were set up on prototype of the wagon and measurements were carried out in order to

compare the values of the stress obtained by the experimental and numerical FEA analysis [5].

In the Table 1 are shown comparative results obtained by rosettes and appropriate von Mises equivalent stress obtained by FEA. In the Table 2 are shown comparative results obtained by strain gauges and appropriate normal stress obtained by FEA. A special attention is placed on measuring points near the sliding bolt connection, which is also the primary goal of the research in this paper. The results are presented only for those load cases that showed higher stress values at control measuring points (stress values above 200 MPa).

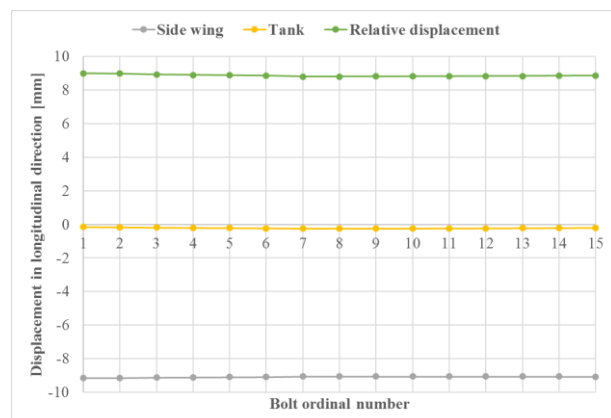


Fig. 3. Displacement in longitudinal direction – sliding bolt connection.

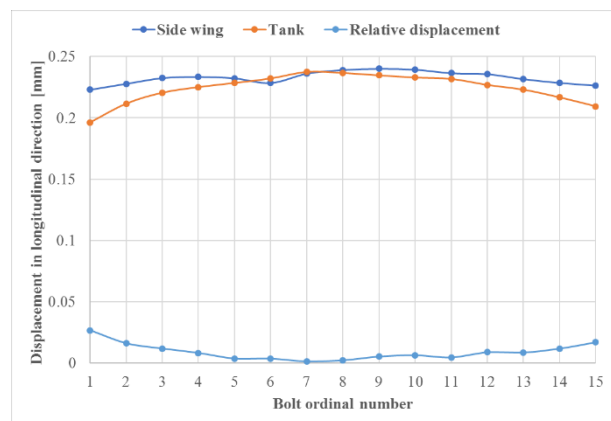


Fig. 4. Displacement in longitudinal direction – fixed bolt connection.

Table 1. Comparative results obtained by rosettes and FEA.

Rosette mark	Measured stress [MPa]	FEA [MPa]
R01	282.7	259.9
R02	221.3	218.1
R05	230.3	258.5

Table 2. Comparative results obtained by strain gauges and FEA.

Strain gauges mark	Measured stress [MPa]	FEA [MPa]
T02	267.6	276.0
T05	-279.7	-274.6
T11	197.5	188.9
T23	-202.3	-222.4
T27	-229.1	-215.3

5. Conclusions

The aim of this paper was to take into account the effects of bolt connection on the complex model of tank wagon, which will completely correspond to the real connections. Using the "beam release" option for defining the beam elements for modelling the bolts, sliding was provided in the direction of the groove. Comparing the numerical results with the results of measuring, it is verified that FEA model gives good agreement with the experimental results. According to analysis of results, it has been concluded that modelled bolt connections in the manner shown in the paper really transfer loads to other parts of the wagon construction and can be used for analysis complex structures exposed to different types of loads.

Acknowledgements

The authors gratefully acknowledge partial support by Ministry of Education, Science and Technological Development, Republic of Serbia, Grant TR32036.

References

- [1] Kim, J., Yoon, J. C., Kang, B. S., Finite element analysis and modeling of structure with bolted joints, Applied Mathematical Modelling, 2007, 31, 895-911.
- [2] Díaz, C., Martí, P., Victoria, M., Querin, O. M., Review on the modelling of joint behavior in steel frames, Journal of Constructional Steel Research, 2011, 67, 741-758.
- [3] BS EN 12663-2:2010 - Railway applications – Structural requirements of railway vehicle bodies, Part 2: Freight wagons, European Standard.
- [4] <http://www.tribology-abc.com/calculators/default.htm>
- [5] RC-ENGINEERING - ZACENS TYPE FREIGHT WAGON EN12663-2 STATIC TEST REPORT, I.T.U Mechanical Engineering Strength of Materials Division, September 2016.