



JOURNAL OF THE BALKAN TRIBOLOGICAL ASSOCIATION™®

Editorial Board

Honorary and Founding Editor

Prof. Dr. Nyagol Manolov, Bulgaria

Editor-in-Chief

Prof. Dr. Slavi Ivanov, Bulgaria

Editors

Assoc. Prof. Dr. Zh. Kalitchin, Bulgaria

Mag. Eng. M. Boneva, Bulgaria

Associate Editors

Prof. Dr. Niculae Napoleon Antonescu,
Romania

Prof. Dr. Eng. habil. K.-D. Bouzakis,
Greece

Prof. Dr. Branko Ivković, Serbia

Prof. Dr. Mehmet Karamis, Turkey

Assoc. Prof. Dr. V. Gecevska,
FYR Macedonia

Assoc. Prof. Dr. Mara Kandeve,
Bulgaria

International Editorial Board

Prof. Dr. Vladimir Andonovic,
FYR Macedonia

Prof. Dr. Miroslav Babič, Serbia

Prof. Dr. G. Haidemenopoulos,
Greece

Prof. Dr. H. Kaleli, Turkey

Prof. Dr. A. Michailidis, Greece

Prof. Dr. Nikolai K. Myshkin, Belarus

Prof. Dr. S. Mitsi, Greece

Prof. Dr. P. St. Petkov, Bulgaria

Prof. Dr. Alexandar Rač, Serbia

Prof. Dr. R. G. Ripeanu, Romania

Prof. Dr. Andrei Tudor, Romania

Prof. Dr. G. E. Zaikov, Russia

Assist. Prof. Dr. Afsin Alper Cerit,
Turkey

Assoc. Prof. Dr. Friedrich Franek,
Austria

Assoc. Prof. Dr. Mikolai Kuzinovski,
FYR Macedonia

Assoc. Prof. Dr. Fehmi Nair, Turkey

Assoc. Prof. Dr. V. Pozhidaeva,
Bulgaria

Assoc. Prof. Dr. Burhan Selcuk, Turkey

Journal of the Balkan Tribological Association is an International Journal edited by the Balkan Tribological Association for rapid scientific and other information, covering all aspects of the processes included in overall tribology, tribomechanics, tribochemistry and tribology.

The Journal is referring in Chem. Abstr. and RJCH (Russia).

Aims and Scope

The decision for editing and printing of the current journal was taken on Balkantrib'93, Sofia, October, 1993 during the Round Table discussion of the representatives of the Balkan countries: Bulgaria, Greece, Former Yugoslavian Republic of Macedonia, Romania, Turkey and Yugoslavia. The Journal of the Balkan Tribological Association is dedicated to the fundamental and technological research of the third principle in nature – the contacts. The journal will act as international focus for contacts between the specialists working in fundamental and practical areas of tribology.

The main topics and examples of the scientific areas of interest to the Journal are:

- (a) overall tribology, fundamentals of friction and wear, interdisciplinary aspects of tribology;
- (b) tribotechnics and tribomechanics; friction, abrasive wear, adhesion, cavitation, corrosion, computer simulation, design and calculation of tribosystems, vibration phenomena, mechanical contacts in gaseous, liquid and solid phase, technological tribological processes, coating tribology, nano- and microtribology;
- (c) tribochemistry – defects in solid bodies, tribochemical emissions, triboluminescence, tribochemiluminescence, technological tribochemistry; composite materials, polymeric materials in mechanics and tribology; special materials in military and space technologies, kinetics, thermodynamics and mechanism of tribochemical processes, combustion, fires, explosions;
- (d) sealing tribology;
- (e) biotribology – biological tribology, tribophysiotherapy, tribological wear, biological tribotechnology, etc.;
- (f) lubrication – solid, semi-liquid lubricants, additives for oils and lubricants, surface phenomena, wear in the presence of lubricants; lubricity of fuels; boundary lubrication;
- (g) ecological tribology; the role of tribology in the sustainable development of technology; tribology of manufacturing processes; of machine elements; in transportation engineering;
- (h) management and organisation of the production; machinery breakdown; oil monitoring;
- (i) European legislation in the field of tribotechnics and lubricating oils; tribotesting and tribosystem monitoring;
- (j) educational problems in tribology, lubricating oils, fuels and contacts;
- (k) contacts – mechanical, agricultural, chemical, medical, social environments.

The Journal of the Balkan Tribological Association is indexed and abstracted in the Science Citation Index Expanded (SciSearch®) and Journal Citation Reports, Science Edition, Thomson Scientific, and in Elsevier Bibliographic Database (<http://www.info.scopus.com/detail/what/publishers/>). The impact factor is 0.737 in the 'Chemistry' subject category of the Journal Citation Reports® (JCR) for 2015.

Compiled by S. K. Ivanov, Zh. D. Kalitchin, J. P. Ivanova, M. I. Boneva, N. Evtimova and V. Shishkova.

Subscription Information

The Journal of the Balkan Tribological Association (ISSN 1310-4772) is published in four separate books. Regular subscription price: 399 Euro for Europe and 587 USD for all other countries. Nos 1, 2, 3 and 4 will be issued at 30.03; 30.06; 30.09 and 30.12.2015, respectively. 10% agency discount, plus extra postage charges: for Europe 20 Euro regular surface mail and 40 Euro air mail; for all other countries 40 USD regular surface mail and 80 USD for air mail.

Prices are subject of change without notice, according to market.

We accept personal cheques in Euro or USD, or to the following Bank accounts:

IBAN BG47 BPBI 7940 1152 2603 01 – USD; IBAN BG82 BPBI 7940 1452 2603 01 – EUR

BIC: BPBI BGSF, Eurobank EFG, 1 Bulgaria Square, 1414 Sofia, Bulgaria

SciBulCom Co. Ltd., Prof. Dr. S. K. Ivanov

Journal of the Balkan Tribological Association

7 Nezabravka Str., P. O. Box 249, 1113 Sofia, Bulgaria

FOR RUSH ORDERS: E-mail: scibulcom2@abv.bg, Fax: (+ 359 2) 8724 264

www.scibulcom.net

ISSN 1310-4772

SciBulCom Ltd.

Vol. 22, No 1A-II, 2016

Vibration phenomena – optimisation of transmission noise

YA-HUI WANG. Numerical Optimisation of Transmission Noise for the Cylinder Head Cover	819
---	-----

Vibration phenomena – stress distribution

ZHECHAO FAN, JUNJIE WANG. Distribution of Stress in Infinite Elastic Foundation with Rectangular Hole	829
---	-----

Vibration phenomena – aero-elastic wind energy generators

T. VELMURUGAN, K. M. PARAMMASIVAM. Investigation on the Design Parameters of an Aero-elastic Wind Energy Generator....	844
--	-----

Technological tribological processes – heat transfer performance of heat pipes

SHOUGUANG YAO, JIANGWEI DENG, SHENG LU, WEI ZHANG, LIN LEI. Influence of Preparation Method and Thickness on Heat Transfer Performance of Porous Copper Foam Wick in Heat Pipes with Al_2O_3 Nanofluid as Working Medium.....	861
---	-----

Coatings

B. GÜNEY, I. MUTLU, A. GAYRETLI. Investigation of Braking Performance of NiCrBSi Coated Brake Discs by Flame Spraying	875
---	-----

Coating tribology – composites

L. LI, G. J. WU, X. L. LYU, Y. P. LI. Optimised Design of Stealth Composite Coating Defending against Millimeter Wave Precision Guidance	892
--	-----

Biotribology – membranes and separators in microbial fuel cells

B. MIDYÜROVA, V. NENOV. Novel Proton Exchange Membranes and Separators Applied in Microbial Fuel Cells (MFC)	904
--	-----

Elasto-hydrodynamic lubrication – tooth flank damage

S. CANANAU, R. F. MIRICA. Tooth Flank Damage and Gears Micropitting Initiation.....	924
---	-----

Lubrication – boundary conditions

A. V. RADULESCU. Rayleigh Step Bearing Lubricated with Non-Newtonian Fluids in Slip Boundary Conditions	933
---	-----

Lubrication – monitoring and tribotesting

I. I. RADULESCU. Modern Tribotesting Monitoring for Machine Elements Lubrication Processes.....	939
---	-----

Environmentally friendly lubricants for strip ironing

M. DJORDJEVIC, D. ARSIC, S. ALEKSANDROVIC, V. LAZIC, D. MILOSAVLJEVIC, R. NIKOLIC, V. MLADENOVIC. Comparative Study of an Environmentally Friendly Lubricant With Conventional Lubricants in Strip Ironing Test	947
---	-----

Ecological tribology – effect of nano-sized ZnO particles on diesel engine combustion

S. P. VENKATESAN, P. N. KADIRESH. Effects of Nano-sized ZnO Fuel Additive on Combustion in a Diesel Engine.....	959
---	-----

Ecological tribology – remote sensing of ore extraction

XIN YANG, XIONG ZHOU, JIAJUN CHEN, YI ZHANG, XIANGYUAN YUE, FUQIANG CHEN, YU ZHOU. Remote Sensing Ore-prospecting Information Extracting and Target Prediction from Yin Sheng Area, Qinghai Province.....	971
---	-----

Ecological tribology

CUI KAI, LV DONG, XIAOBO PENG. Study on Distribution of Source Rocks in Ordos Basin.....	981
--	-----

Role of tribology in sustainable development – lands sliding in open-pit mine

LEI NIE, ZECHUANG LI, MIN ZHANG. Deformation Character and Stability Analysis of the Landslide Caused by the Mining Activity: A Case Study in the West Open-Pit Mine, China.....	989
--	-----

Management and organisation of production-blasting effect in tunnel drivage

XIANTANG ZHANG, YUGUO JI, HONGMIN ZHOU, XIAOLONG LI, ZENGWU ZHANG, QING WANG. Comparative Analysis on Blasting Effect of Different Cutting Blasting for the Sandstone Tunnel Drivage in Iron Mine.....	1002
--	------

Management and organisation of production – multidimensional semantic matching

QING HOU, QINGSHENG XIE, SHAOBOLI. On-demand Cloud Manufacturing Design Resources Servitisation and Multi-dimensional Semantic Matching	1018
---	------

Management and organisation – operational management in transport

S. STOILOVA, L. KUNCHEV. Application of the Graph Theory, AHP Method and Cost Benefits Analysis for Route Selection of a Road Train	1029
---	------

Oil monitoring – blockage of oil pipeline

ENBIN LIU, SHANBI PENG, HUAIXIN ZHANG, LIYU HUANG. Blockages Detection Technology for Oil Pipeline.....	1045
---	------

Land sliding and land slipping – roadbed in groundwater environment

YAN LV, HANBING LIU, YAN XU. Impact of Highway Construction Roadbed Schemes on the Groundwater Environment in Seasonally-Frosty Peat Swamp	1058
--	------

Combustion – fire spread rate model for thermoplastic insulation material

MIAO ZHANG, WEN-HUA SONG. Numerical and Experimental Investigation of Fire Spread in a Thermoplastic Insulation Material	1070
--	------

Instruction to Authors	1084
------------------------------	------

CONTENTS

Vol. 22, No 1A-I, 2016

<i>Interdisciplinary aspects of tribology – fluid dynamics characteristics</i>	
LINLIN LIU, CHULIANG WAN, KAIKAI LI. Research on Fluid Dynamic Characteristics and Drying Mechanism of Hot-air Drying System in Gravure Press	529
<i>Interdisciplinary aspects of tribology – structural dynamic analysis</i>	
YAN-XIA PENG. Structural Dynamic Analysis and Optimisation of Cycling Equipment Based on Finite Element Method	544
<i>Friction coefficient – determined by the finite element method</i>	
R. PAPUC, S. BOBANCU, R. VELICU, L. EFTIMIE. Static Friction Coefficient between Metal-Plastic Couple of Materials	556
<i>Friction and wear of brakepads</i>	
I. SUGOZU, I. MUTLU, A. KESKIN. Effect of Ulexite and Cashew on the Wear and Friction Characteristics of Automotive Brake Pad	566
<i>Friction and wear of brake band</i>	
DABIN ZHANG, LU ZE, YU CHAOJING, YI LI, LI CANLI, YI MEI, YUANKANG ZHOU. Preparation of Nano-palygorskite (Tung Oil) Boric Acid Triple Modified Resin Reinforced Composite Woven Brake Band and Its Friction and Wear Properties	579
<i>Wear – cutting tool from metallic carbides</i>	
I. NAE, G. CRISTINA IONESCU, O. NARCIS IONESCU, M. MINESCU. Considerations on the Wearing of Cutting Tools Made of Synthesised Metallic Carbides	592
<i>Wear – reparatory hardfacing</i>	
D. ARSIC, V. LAZIC, S. ALEKSANDROVIĆ, M. BABIĆ, D. MILOSAVLJEVIĆ, M. ĐORĐEVIĆ. Reparatory Hard Facing of Working Parts Made of Martensitic Stainless Steel in Confectionary Industry	605
<i>Tribotechnics – kinematic analysis of mechanical treadmill</i>	
ZHI-DAN CHEN, YAN-QIN YAN. Structural Parameters Optimisation and Kinematic Analysis of Mechanical Treadmill.....	619
<i>Tribotechnics –subsidence of rocks</i>	
CHONG ZHANG, ZHECHAO WANG, QI WANG. Distributing Features of Jurassic Coal Measures Hydrocarbon Source Rock in Junggar Basin.....	631
<i>Tribotechniques and tribomechanics – cold roll-beating forming technique</i>	
GAO XINQIN, YANG MINGSHUN, WEI FANZHI, LI YAN, YUAN QILONG, CUI FENGKUI. Analysis of Material Behaviour in Slab Cold Roll-beating Forming Operations	637
<i>Tribotechniques and tribomechanics – simulation of gas flow dynamics of filtration</i>	
HAIXIA LI, BIN LI, WEI JIANG. Experimental and Numerical Investigation on Gas Flow Dynamics of Filtration and Pulse Cleaning Process in Ceramic Filter Unit.....	652
<i>Computer simulations – structure dynamic optimisation</i>	
LIN DING, HANXUE SUN, SHIHUI JIANG, JIYE HAN. Simulation Study on the Structure Dynamic Optimisation of Crane with Inexact Line Searches Based on Gradient Methods	666
<i>Computer simulation of three-phase flow</i>	
MENGXIA LI, RUIQUAN LIAO, YONG DONG, WEI LUO. New Prediction Method of Pressure Drop for Oil-Gas-Water Three-phase Vertical Flow	680
<i>Computer simulation of wellbore stability</i>	
XIAOFENG RAN, YUEZHI WANG, SHANPO JIA, XIANZHONG YI, KUI ZHOU. Study on Shale Wellbore Stability Based on Thermo-hydro-mechanical Coupling	696
<i>Computer simulation of three-phase flow</i>	
HONGGEN ZHOU, XUWEN JING, GUOCHAO LI, GUIZHONG TIAN, LEI LI. Research on Semantics-driven Multidisciplinary Design Optimisation Technology for Diesel Engine Product.....	709
<i>Design and calculation of tribosystems – graph theory</i>	
RUI YU, XIAOHUI XIA. Selection and Analysis of a New Heavy-duty Engineering Vehicle Wheel Side Planetary Transmission Based on Graph Theory	722
<i>Design of tribosystems and computer simulations</i>	
XIAOHUI XIA, RUI YU. Research on Wet-type Axle Hydraulic Retarder Braking Characteristic Based on Self-regulation Control.....	736
<i>Design and calculations of tribosystems</i>	
ZHI-JIAN ZHOU, MING MA, CHAO WANG, DE-FU CHENG, YANG ZHAO. Low Noise High Mobility Multidisciplinary Optimisation Design of the Submarine Based on Collaborative Optimisation Algorithm	745
<i>Vibration phenomena – computer optimisation of seat suspension system</i>	
MING CHEN, JIAN-HUA LV. Numerical Optimisation of Vibration Acceleration Transmissibility for Seat Suspension System in Vehicles.....	758
<i>Vibration phenomena – dynamic control for underwater robot</i>	
YANG ZHAO. Research on Active Control of the Dynamic Vibration for Underwater Robot.....	770
<i>Vibration phenomena – experimental optimisation on linear vibration</i>	
YA-HUI WANG. Optimisation for the Structure of Linear Vibration Screen with Statically Indeterminate Beam Based on Latin Hypercube Experiment Design	780
<i>Vibration phenomena – residual control of tetrahedral robot</i>	
YA-HUI WANG. Research on Control for the Residual Vibration of Tetrahedral Robot.....	794
<i>Vibration phenomena – ground penetrating radar</i>	
LILI ZHANG, SIXIN LIU, LELE QU, YU BAI. Research on Wavelet Extraction of GPR Signals Based on Multilevel Fractional Fourier Transform Filter.....	807

COMPARATIVE STUDY OF AN ENVIRONMENTALLY FRIENDLY LUBRICANT WITH CONVENTIONAL LUBRICANTS IN STRIP IRONING TEST

M. DJORDJEVIC^{a*}, D. ARSIC^a, S. ALEKSANDROVIC^a, V. LAZIC^a,
D. MILOSAVLJEVIC^a, R. NIKOLIC^a, V. MLADENOVIC^b

^a *University of Kragujevac, Faculty of Engineering, 34000 Kragujevac, Serbia*

^b *Jozef Stefan International Postgraduate School, 1000 Ljubljana, Slovenia*

E-mail: tpolab@fink.rs

ABSTRACT

Experimental estimates of ecologically acceptable single-bath lubricant, are presented and compared to those of classical lubricants in this paper. A device was created for the realisation of the strip ironing test with double thinning and a appropriate definition of the friction coefficient is used. Strips of 2.5 mm-thick low carbon steel sheets were used in the single-phase process with a maximum thinning deformation of 25%. In addition to the single-bath ecological lubricant, a phosphate layer with mineral oil was applied, as was lithium lubricating grease with MoS₂ and mineral oil with EP additives. The basic criterion for the estimates was the change in the friction coefficient and the secondary criterion was the level of surface microchanges due to sliding. The applied test procedure enables the clear differences between the lubricating properties of the investigated lubricants to be established.

Keywords: deep drawing, variable friction conditions, variable drawbead height, variable contact pressure.

AIMS AND BACKGROUND

The status of lubricants as potentially dangerous pollutants has been confirmed by the introduction of legal regulations as early as 2000 in both Japan and Europe. The European Union introduced new, stricter rules, known as REACH, in 2006–2007 (Ref. 1). These regulations declare that industry is responsible for

* For correspondence.

protecting human health and preserving the natural environment. However, classical lubricants, although mainly ecologically harmful, can provide good results in applications, with several decades of development². The new, ecological lubricants are still in the process of proving themselves. An additional problem is that in times of crisis, especially in less economically developed countries, economic survival is more important than preservation of the environment. In such cases, practically without exception, more efficient but cheaper lubricants are used regardless of their ecological harmfulness.

The recent development of dry lubricants without a conversion coating has attracted special attention. The so-called dual-bath lubricants form two layers on the working surface during the procedure of two dippings into water solutions and drying. The first layer, the base coating, adheres well to the part surface, while the second layer, over-coating, has more favourable anti-frictional properties. One type of these lubricants (white) contains wax and metal soaps, while the other (black) contains MoS₂ or graphite¹.

With single-bath lubricants, attempts have been made to create a single layer on the part surface. This layer should have favourable anti-frictional properties after a single dipping into a water solution containing the appropriate inorganic and organic components and drying. Such a procedure would be attractive due to its efficiency, short duration and relatively low cost. Some investigations have found that single-bath lubricants exhibit worse properties under conditions of high contact pressure (for instance, in cold forging) due to their relatively low shear strength and tendency to adhere to the tool surfaces, which can increase friction³.

In addition to dual- and single-bath lubricants, boric acid has also been used in various investigations⁴, which is interesting due to its favourable crystal structure, non-toxicity and fairly favourable tribological properties. The deficiency of boric acid is its tendency to absorb moisture from the air, which significantly worsens its anti-frictional properties⁵.

An evaluation of a series of lubricants performances is presented in several papers (e.g. Ref. 2). In the ironing test, applied in Refs 6 and 7, a cup-shaped specimen made of thin sheets is used to evaluate the lubricants. The lubricants were evaluated based on: ironing load, surface quality and apparent shear friction factor. The friction coefficient is not used as an indicator. The specimen material in Ref. 6 was an AKDQ 1008 steel sheet. The influence of temperature on the forming process was also taken into account. In Ref. 7 lubricants were investigated in the ironing of the dual-phase (DP) 590 galvanised (GA) steel sheet. A survey of several tests for investigating lubricants in the metal-sheet forming process is presented in Ref. 8. The production tests were conducted simultaneously. The significance of the later work included the strip reduction test with single-sided thinning where the phenomenon of galling is quantified by the surface roughness

measurements. The influences of the coating and lubricant were investigated, in terms of the friction coefficient. The double-sided single-phase ironing test was used for classical lubricant evaluation in Ref. 9. In Ref. 10 complex tribological influences were investigated in strip sliding test.

In this study, the friction coefficient was chosen as the basic criterion for assessing the lubricant performance. Friction coefficient was calculated according to research results given in Ref. 11. The fundamental goal of this paper is to conduct a comparative investigation of a single-bath lubricant and three conventional lubricants during a process with medium-intensity contact pressure, such as the strip ironing test. An experimental apparatus was designed using a methodology based on monitoring the friction coefficient during the process. Main contribution in this study is more proofs for further affirmation of ecological lubricants use in industrial application.

EXPERIMENTAL

Ironing test – device, tooling and procedure. An ironing test with double-sided thinning of the metal sheet, was applied in this experimental investigation, as depicted in the scheme presented in Fig. 1 (F , F_s – tensile and side force, t_0 , t_1 – thickness, α – angle). The details of the device are given on the left-hand side of Fig. 2, while its physical appearance is shown on the right-hand side. The sheet metal sample (13) is placed in the fastening jaws (12) vertically. In the initial phase, the thinning occurs such that the right-hand moving sliding element (10) acts upon the thin strip by lateral force. Due to the fixed side element (11) and the action of the sliding element (10), the even double-sided ironing of the metal strip is realised. After the initial thinning deformation was realised, the tensile force F begins to act, and the ironing process continues until the sample length is executed. The main action of the ERICHSEN 142/12 laboratory hydraulic press is used as the tensile force across the measurement range of 0–20 kN at a speed of 100 mm/min. The lateral force is realised by the hydro-cylinder (7). The measurement range of the lateral force is also 0–20 kN. The piston (8) pushes the element (9), which

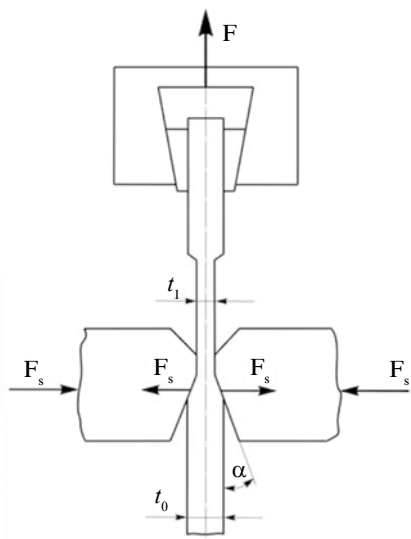


Fig. 1. Tribological model: scheme of the contact between the sliding elements and sample



Fig. 2. Scheme of the experimental device (left), and its physical appearance (right)

Table 1. Material properties

Steel DC04				
R_p (MPa)	R_M (MPa)	A (%)	r	n
185.2	284.5	35.3	1.68	0.215

is coupled to the sliding element (10). The hydro-cylinder (7) is powered by the independent hydraulic aggregate, which contains the filter (1), pump (2), electric motor (3), valve for pressure and lateral force adjustment (4), manometer (5) and two-position directional control valve (6). The data acquisition system measures the tensile force dependence on the sliding length or time and the constant intensity lateral force.

Sensors are placed within the ERICHSEN machine. The voltage signals, after amplification and filtering, are input into the A/D converter and, converted into the files describing the tensile force dependence on the strip length using the corresponding software.

The geometry of the lateral sliding element is presented in Fig. 3a,b, while its physical appearance is shown in Fig. 3c. Central rounding radius is 1 mm, one side radius 1 mm and other 2 mm. These parts are made of the X210Cr12 tool steel (EN ISO 4957) without the surface coating and have a hardness of HRC 60-62. The

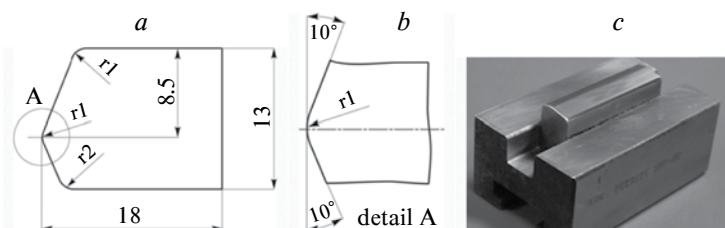


Fig. 3. Geometry (a, b) and physical appearance of the lateral sliding element (c)

surface is polished, and the roughness is expressed by the average absolute roughness height from the centre line R_a (0.08 μm), divided by the reference length of 5 mm.

The samples are strips of DC04 low-carbon steel thin sheets with a thickness of 2.5 mm, an average width of 20.2 mm and a length of 200 mm. Its main mechanical properties and properties of formability are given in Table 1 (R_p , MPa – yield strength, R_M , MPa – tensile strength, A , % – elongation at fracture, n – strain hardening exponent, r – coefficient of normal anisotropy). The surface roughness of the thin sheets, expressed by the average absolute roughness R_a is 1.03 μm over the referent length of 5 mm.

Lubricants. Four lubricants, i.e. four contact conditions, are used in this analysis. The first is the classical phosphate layer of zinc phosphate, with a thickness of approximately 10 μm , over which the mineral oil was deposited (for characteristics see describing of fourth lubricant). The oil was applied considering the less strict requirements for the ironing process with respect to cold forming. This lubricant was denoted as L1.

The second lubricant is an environmentally friendly lubricant, and its evaluation relative to the three classical lubricants represents the essence of this study. This lubricant is the single-bath double-layered lubricant and is dissolvable in water. It consists of an emulsion with 28% wax, metal soap and inorganic compounds. The dry substance content is 21–23%. The concentrated lubricant (60–90%) is a dense white liquid, which is non-reactant and non-toxic.

The preparation and deposition of the lubricant consist of the following phases:

- a) Sand-blasting or chemical treatment of the work piece;
- b) Dilution of the lubricant in demineralised water;
- c) Deposition of the lubricant by dipping (Fig. 4);
- d) Drying (Fig. 4).

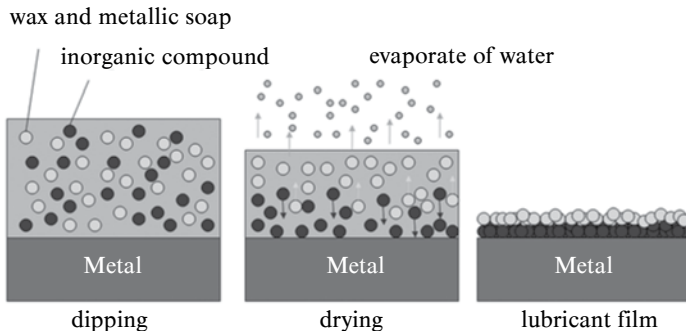


Fig. 4. Deposition of the environmentally friendly single-bath lubricant L2 (Ref. 1)

In this experiment, instead of sand-blasting, chemical treatment in acidic solution was used for the preparation of the samples surfaces. The lubricant manufacturer recommends submerging the parts in a 15% aqueous solution of sulphuric acid (H_2SO_4) for 10 min and then rinsing with hot demineralised water. Following the rinsing, the parts are submerged in 10% hydrochloric acid (HCl) solution for 5 min, followed by rinsing with hot demineralised water. In place of this treatment, it is possible to use a procedure involving degreasing in alkaline chemical compounds. Regardless of the procedure applied (sand-blasting, acidic or alkaline treatment), the last phase of preparation requires rinsing in hot demineralised water.

The hot demineralised water is applied to dissolve the lubricants (60°C), using the recommended ratio of 30% water and 70% concentrated lubricant. Lubricant deposition is performed by dipping the parts into the lubricant bath, where the permissible temperature range is from 50 to 70°C. The deposition can also be performed successfully under industrial conditions using automated lines.

The drying of the deposited lubricant should be performed using hot (100°C) air for 15 min. In this way, the two-component solid dry layer of lubricant is formed (Fig. 4). Due to its hygroscopic properties, the created lubricating layer should be used the same day. In the case of storage, under conditions of increased air moisture, drying should be repeated immediately prior to the forming process.

The lubricant formed according to the described procedure was denoted as L2.

The third lubricant, denoted as L3, is lithium grease, containing molybdenum disulphide MoS_2 . Its NLGI consistency number and density are 2 and 0.9 g/cm³, respectively, and the MoS_2 particle size is approximately 0.75 µm.

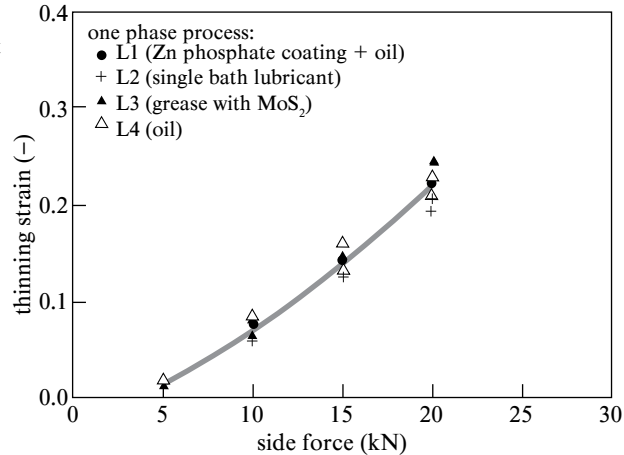
The fourth lubricant is classical mineral oil, containing the EP sulphur-based additives, which uses in thin sheets forming. Its density and kinematic viscosity are 0.93 g/cm³ and 100 mm²/s, respectively, at 40°C. The oil was deposited in great quantities onto the surface of the previously degreased sheet. This lubricant was denoted as L4. It should be mentioned that the same oil was used in L4 and in the additional lubricant over the phosphate layer (L1).

Test conditions. As already mentioned, uncoated DC04 steel strips (2.5 mm thick), were used in this experiment. The four lubricants which were described were applied, with emphasis on lubricant L2. The strip sliding speed was 100 mm/min.

Considering the material properties, four lateral force intensities were selected: 5, 10, 15 and 20 kN. The effect of the lateral forces can be seen in Fig. 5, which shows the dependence of the thinning strain on the lateral force intensity.

Lateral forces of 5, 10, 15 and 20 kN yield an average strain of 2, 7, 14 and 22%, respectively. As expected, the lubricant has a negligible influence during the initial thinning, as seen from Fig. 5.

Fig. 5. Thinning strain dependence on side force for different lubricants



This paper presents the results of the single-phase ironing process at a sliding length of approximately 60 mm. During the process, the variation of the tensile force in terms of the strip length was measured simultaneously for each sample. The variation of the friction coefficient during the process was then defined, according to expression (5). The micrographs were also recorded for each sample, and changes on the surfaces were analysed, especially in terms of the appearance of galling.

RESULTS AND DISCUSSION

Figures 6 to 9 present the dependences of the tensile forces on the sliding length for all four types of lubricants and for the four constant intensities of the lateral forces. Each force curve is actually a set of the discrete values, a numerical

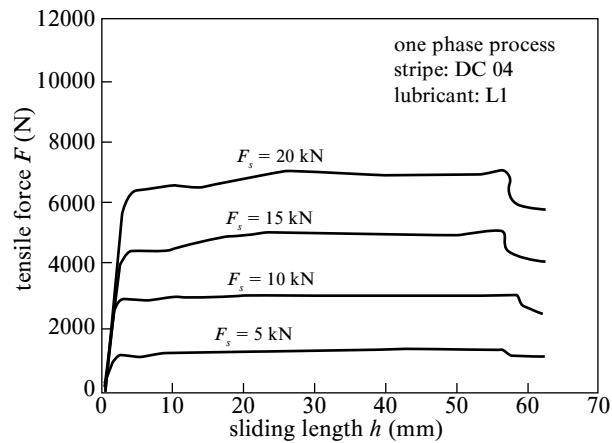


Fig. 6. Tensile force dependence on sliding length for lubricant L1

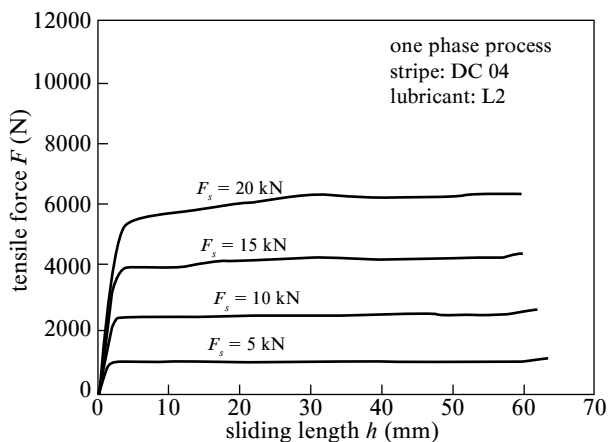


Fig. 7. Tensile force dependence on sliding length for lubricant L2

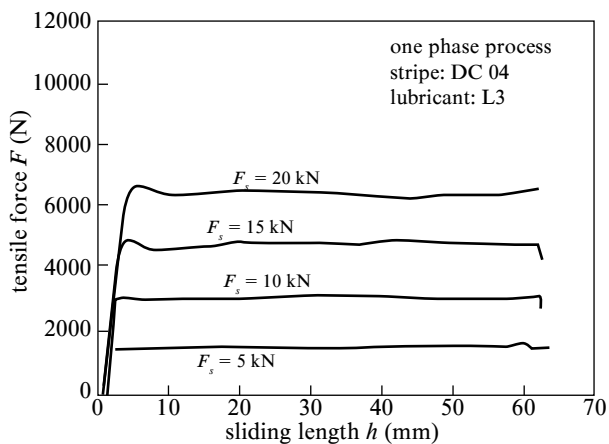


Fig. 8. Tensile force dependence on sliding length for lubricant L3

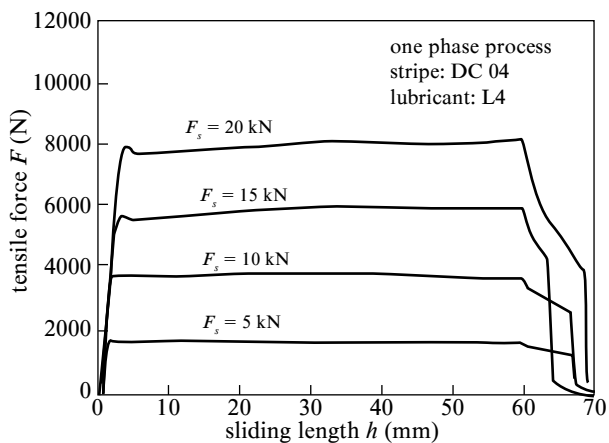


Fig. 9. Tensile force dependence on sliding length for lubricant L4

series with approximately 900 values, for the 60-mm sliding length. In the application of lubricants L1, L2 and L3, the tensile force intensities do not vary strongly during the sliding process. However, in the case of lubricant L4, the tensile force intensity is significantly increased. For instance, the tensile force for lubricant L4 is more than 20% greater than that for lubricant L2 at a lateral force of 20 kN. These findings indicate the favourable lubricating properties of lubricants L1, L2 and L3 relative to that of lubricant L4. It is interesting that the tensile forces for the phosphate layer with oil (L1) are somewhat higher, than those for the environmentally friendly lubricant (L2) and similar to those for the lubricating grease with MoS_2 (L3).

The friction coefficient variation was calculated for each tensile force dependence on the sliding length. The slope angle of the lateral element was $\alpha = 10^\circ$, while $a = 0.7$. In this way, the curves of the friction coefficient variation were obtained (Figs 10 to 13).

Fig. 10. Friction coefficient dependence sliding length for lubricant L1

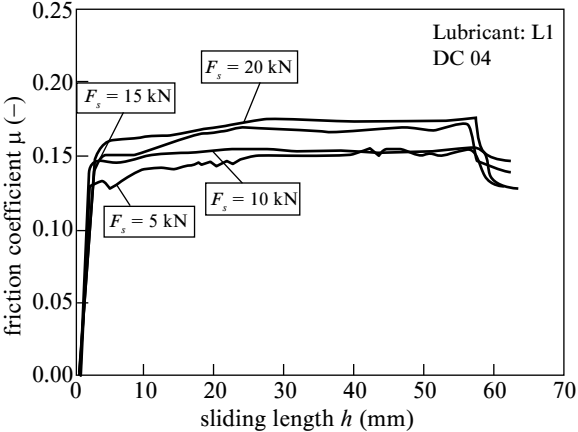
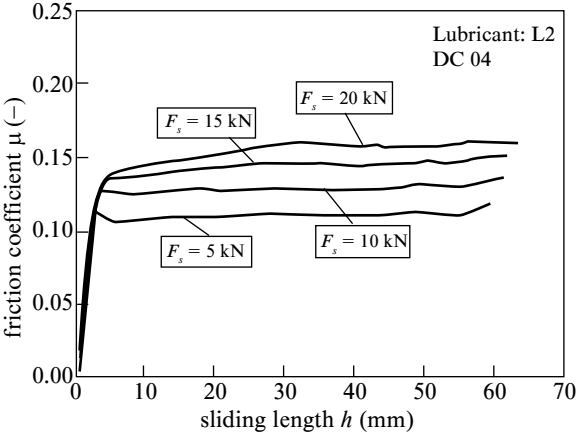


Fig. 11. Friction coefficient dependence sliding length for lubricant L2



It is clear that the friction coefficient was much higher when the mineral oil (L4) was applied, with a range of approximately 0.16 to 0.2. This confirms that these lubricants lubricating properties are worse than those of the other three.

The friction coefficient variation for the lithium grease with MoS_2 (L3) is presented in Fig. 12. The values are relatively low, ranging from 0.15 to approximately 0.165. The increase in the lateral force from 5 to 20 kN does not significantly influence the increase in the friction coefficient.

When the phosphate layer with mineral oil was applied (L1, Fig. 10), the values are similar to those for lubricant L3, ranging from approximately 0.14 to 0.17. The influence of the lateral force variation is somewhat greater than that for L3. The most probable cause is the worse lubricating properties of the mineral oil.

The findings for the environmentally friendly single-bath lubricant (L2) are presented in Fig. 11. Its friction coefficient is the lowest (0.11 to 0.16), but it is more sensitive to the lateral force intensity. It is clear that the lubricating properties of the environmentally friendly lubricant (L2) are good and that it can replace

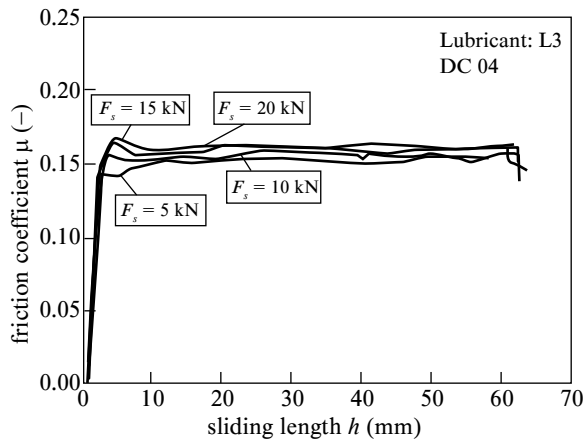


Fig. 12. Friction coefficient dependence sliding length for lubricant L3

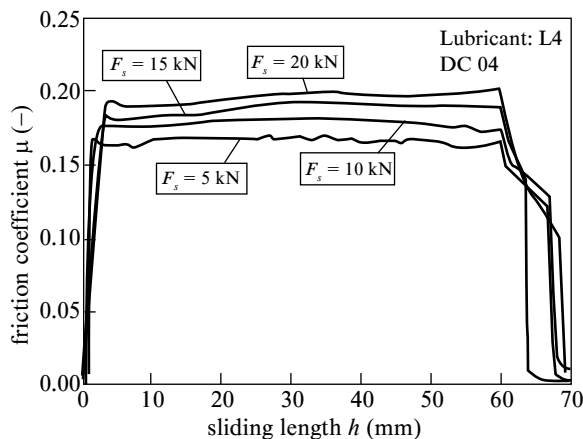


Fig. 13. Friction coefficient dependence sliding length for lubricant L4

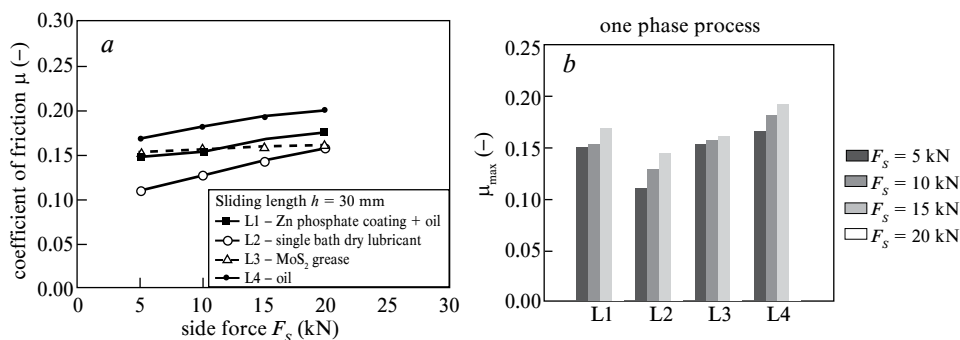


Fig. 14. Friction coefficient dependence on lateral force for different lubricants (a) and dependence of the maximum friction coefficient on lubricant type and lateral force (b)

any of the other lubricants tested in this study, especially at lower lateral forces intensities.

The results of the lubricant evaluation, based on the variation of the friction coefficient are summarised in Figs 14a and b. Figure 14a presents the dependence of the current values of the friction coefficient at the half of the length (30 mm) on the lateral force. Lubricant L2 is clearly distinguished as the most favourable and lubricant L4 as the least favourable. Lubricants L1 and L3 have similar properties, but lubricant L3 is slightly more favourable at higher lateral forces.

CONCLUSIONS

Based on the analysis of the results of this experimental investigation the following conclusions can be drawn:

- The device for strip ironing testing with double-sided thinning created in this study is convenient for estimating the performance of lubricants in processes with moderate compressive forces and a thinning deformation of the low-carbon steel sheets of up to 25%. The methodology, which is based on measurements of the tensile and lateral forces is simple and provides clear results.

- The friction coefficient was set as the main criterion. The obtained values correspond to the process characteristics and can be used to test the lubricants performances.

- Four lubricants were tested: three toxic classical lubricants and one environmentally friendly, water-soluble single-bath lubricant. The clear differences in the variation and intensity of the friction coefficient during the test enable the reliable estimation of the lubricating properties of the tested lubricants. The environmentally friendly lubricant tested exhibits a more favourable distribution of the friction coefficient during the process, especially under lower compressive forces intensities.

– Future research, using the same testing device, should include tests with multi-phase ironing processes, in which the working conditions are more severe, and the lubricant is expected to possess superior properties.

ACKNOWLEDGEMENTS

The work reported in this paper was partially financially supported by the Serbian Ministry of Education and Science, through contracts TR 34002, TR 35024, and TR 32036. The authors are very grateful for this funding.

REFERENCES

1. N. BAY, A. AZUSHIMA, P. GROCHE, I. ISHIBASHI, M. MERKLEIN, M. MORISHITA, T. NAKAMURA, S. SCHMID, M. YOSHIDA: Environmentally Benign Tribo-systems for Metal Forming. *CIRP Annals – Manufacturing Techn*, **59**, 760 (2010).
2. J. L. ANDREASEN, N. BAY, M. ANDERSEN, E. CHRISTENSEN, N. BJERRUM: Screening the Performance of Lubricants for the Ironing of Stainless Steel with a Strip Reduction Test. *Wear*, **207**, 1 (1997).
3. Y. SAGISAKA, I. ISHIBASHI, T. NAKAMURA, M. SEKIZAWA, Y. SUMIOKA, M. KAWANO: Evaluation of Environmentally Friendly Lubricants for Cold Forging. *Journal of Materials Processing Technology*, **212**, 1869 (2012).
4. K. P. RAO, C. L. XIE: A Comparative Study on the Performance of Boric Acid with Several Conventional Lubricants in Metal Forming Processes. *Tribology International*, **39**, 663 (2006).
5. K. P. RAO, Y. V. R. K. PRASAD, C. L. XIE: Further Evaluation of Boric Acid *vis-à-vis* Other Lubricants for Cold Forming Applications. *Tribology International*, **44**, 1118 (2011).
6. S. CHANDRASEKHARAN, H. PALANISWAMY, N. JAIN, G. NGAILE, T. ALTAN: Evaluation of Stamping Lubricants at Various Temperature Levels Using The Ironing Test. *International Journal of Machine Tools & Manufacture*, **45**, 379 (2005).
7. H. KIM, T. ALTAN, Q. YAN: Evaluation of Stamping Lubricants in Forming Advanced High Strength Steels (AHSS) Using Deep Drawing and Ironing Tests. *Journal of Materials Processing Technology*, **209**, 4122 (2009).
8. N. BAY, D. D. OLSSON, J. L. ANDREASEN: Lubricant Test Methods for Sheet Metal Forming. *Tribology International*, **41**, 844 (2008).
9. S. DJACIC, M. STEFANOVIC, S. ALEKSANDROVIC, D. ADAMOVIC: Characteristics of Friction in Sheet Metal Sliding with Thickness Reduction. *Proceedings of International Conference SERBIATRIB 2011*, Kragujevac, Serbia, 366 (2011).
10. S. ALEKSANDROVIC, M. BABIC, B. NEDELJKOVIC, T. VUJINOVIC, D. TARANOVIC, V. LAZIĆ, D. MILOSAVLJEVIC: Variable Drawbead Height and Variable Contact Pressure as Tribological Influences in Sheet Metal Strip Sliding Test. *J Balk Tribol Assoc*, **18** (2), 184 (2011).
11. S. ALEKSANDROVIC, M. STEFANOVIC, V. LAZIC, D. ADAMOVIC, M. DJORDJEVIC, D. ARSIC: Different Ways of Friction Coefficient Determination in Strip Ironing Test. *Proceedings of International Conference SERBIATRIB 2013*, Kragujevac, Serbia, 359 (2013).

Received 7 July 2014

Revised 3 February 2015